



Nationale-Nederlanden Bank

Investor Presentation - soft bullet covered bonds

April 2024



IMPORTANT NOTICE

IMPORTANT: You must read the following before continuing. The following applies to this investor presentation, any information or opinion therein, and any statement made in connection therewith (the Presentation), and you are therefore advised to read this carefully before reading, accessing or making any other use of this Presentation. In accessing this Presentation, you agree to be bound by the following terms and conditions, including any modifications to them any time you receive any information from us as a result of such access.

This Presentation is not for distribution to any U.S. person or to any person or address in the U.S. and not for distribution to any person which is a retail investor in the European Economic Area or in the United Kingdom. For these purposes, (A) a EEA retail investor means a person who is one (or more) of: (i) a retail client as defined in point (11) of Article 4(1) of Directive 2014/65/EU (as amended, "EU MiFID II"); (ii) a customer within the meaning of Directive 2016/97/EU (as amended, the "IDD"), where that customer would not qualify as a professional client as defined in point (10) of Article 4(1) of EU MiFID II; or (iii) not a qualified investor as defined in Regulation (EU) 2017/1129, including any commission delegated regulation thereunder ("the Prospectus Regulation"). Consequently no key information document required by Regulation (EU) No 1286/2014, as amended (the "EU PRIIPs Regulation") for offering or selling any securities discussed herein or otherwise making them available to Retail Investors in the European Economic Area will be prepared and therefore offering or selling such securities or otherwise making them available to any Retail Investor in the European Economic Area may be unlawful under the EU PRIIPs Regulation; and (B) a UK retail investor means a person who is one (or more) of : (i) a retail client, as defined in point (8) of Article 2 of Regulation (EU) No 2017/565 as it forms part of the laws of the United Kingdom by virtue of the European Union (Withdrawal) Act 2018 (the "EUWA"); (ii) a customer within the meaning of the provisions of the Financial Services and Markets Act 2000 (the "FSMA") and any rules or regulations made under the FSMA to implement Directive (EU) 2016/97, where that customer would not qualify as a professional client, as defined in point (8) of Article 2(1) of Regulation (EU) No 600/2014 as it forms part of the laws of the United Kingdom by virtue of the EUWA; or (iii) not a qualified investor as defined in Article 2 of Regulation (EU) 2017/1129 as it forms part of the laws of the United Kingdom by virtue of the EUWA. Consequently no key information document required by Regulation (EU) No 1286/2014 as it forms part of the laws of the United Kingdom by virtue of the EUWA (the "UK PRIIPs Regulation") for offering or selling the Covered Bonds or otherwise making them available to retail investors in the UK has been prepared and therefore offering or selling the Covered Bonds or otherwise making them available to any retail investor in the UK may be unlawful under the UK PRIIPs Regulation.

You represent and declare that you do not reside in the United States of America (the U.S.) or any other jurisdiction in which it is restricted or unlawful to have access to this Presentation. The Presentation may not be forwarded or distributed to any other person and may not be reproduced in any manner whatsoever, and in particular, may not be forwarded to any U.S. person or to any U.S. address. Any forwarding, distribution or reproduction of this Presentation in whole or in part is unauthorised. Failure to comply with this directive may result in a violation of the Securities Act or the applicable laws of other jurisdictions.

Nothing in this Presentation constitutes an offer to sell or the solicitation of an offer to buy securities of NN Bank in the U.S. or any other jurisdiction where it is unlawful to do so. The securities have not been, and will not be, registered under the U.S. Securities Act of 1933, as amended (the "Securities Act"), or the securities laws of any State of the U.S. or other jurisdiction of the U.S. and the securities may not be offered, sold or delivered within the U.S. or to, or for the account or benefit of, U.S. persons (as defined in Regulation S under the Securities Act), except pursuant to an exemption form, or in a transaction not subject to, the registration requirements of the Securities Act and applicable state or local securities laws.



Executive summary

Nationale-Nederlanden Bank N.V.

- Top 5 retail bank in the Netherlands (based on balance sheet size)
- 100% subsidiary of NN Group N.V.
- Established in 2011 and operates in the Netherlands under the brand name 'Nationale-Nederlanden'
- Shares client base, distribution and marketing with other NN entities
- Built around long-standing mortgage business (since 1963)
- Significant player in Dutch residential mortgage loan and retail savings markets

Purpose, ambition and strategy

- Purpose: to help people care for what matters most to them
- Ambition: We want to be an industry leader, known for our customer engagement, talented people and contribution to society
- Our strategic priorities:
 - Strong customer relations
 - Digitalisation and data-driven way of working
 - Sustainable business and society
 - Learning and agile organisation
- Committed to further enhancing sustainability and social responsibility

Financials at 31 December 2023¹

- Total assets of EUR 25.2bn; residential mortgage loan portfolio of EUR 22.8bn
- NN Bank services EUR 55.8bn of mortgage loans
- Return on equity of 11.6%; Cost/income ratio of 58.2%
- Net profit of EUR 127.1m in 2023 compared with EUR 81.5m in 2022
- Solid capital position: CET1 ratio of 16.5% (Standardised Approach), Total capital ratio of 17.9%²
- NN Bank's A rating from S&P (stable outlook) reflects its "highly strategic importance" for NN Group

Funding diversification

- Diversified funding mix, in terms of investors, markets and maturities
- Funding comprises retail savings (EUR 16.5bn) and wholesale funding (EUR 7.1bn)
- Soft Bullet covered bond programme used to raise secured funding up to 20-year tenors
- Green bonds issued under both Soft Bullet covered bond and Debt Issuance programmes

1. All financial information in this Investor Presentation is based on the 2023 Annual Report dated 27 March 2024 (unless stated otherwise). This financial information may deviate from the financial information of the segment Banking as reported by NN Group

2. CET1 ratio would be 17.1% and Total capital ratio would be 18.4% after inclusion of the net result for the year 2023, less the payment of the proposed final cash dividend.

Contents

1	Strategy and business highlights	5
2	Sustainability business and society	14
3	Capital, liquidity and funding	22
4	Covered bond programme	29
5	Mortgage business	38
Appendices		
A	Mortgage loans: origination and underwriting criteria	45
B	NN Bank funding programmes	48
C	Dutch economy and housing market	49
D	Corporate history	54
E	Glossary	56
F	Contact information	57

1 Strategy and business highlights

NN Bank profile

- Nationale-Nederlanden Bank ('NN Bank') is the fifth largest Dutch retail banking franchise, based on balance sheet size
- 100% subsidiary of NN Group N.V.
- Significant player in Dutch residential mortgage loans and retail savings, with 1.25 million retail clients in the Netherlands
- Established in 2011
- Built around long-standing Nationale-Nederlanden mortgage business (since 1963)
- Distribution both direct (savings) and via intermediaries (mortgages)
- Origination and servicing for own balance sheet but also for other group entities and external investors, generating fee income
- Long-term credit rating of A and short-term rating of A-1 from S&P; stable outlook

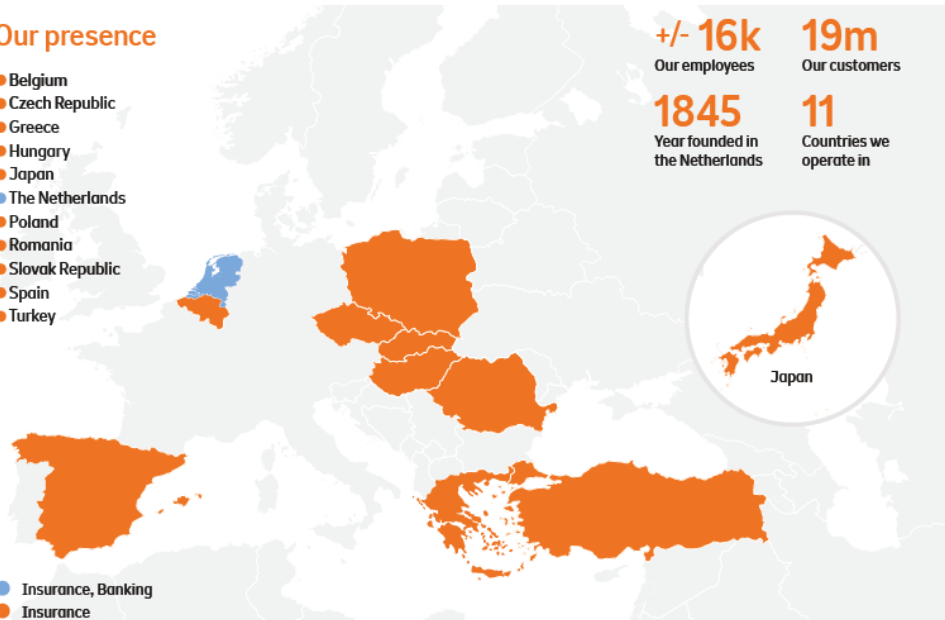


Parent company: NN Group

International footprint

Our presence

- Belgium
- Czech Republic
- Greece
- Hungary
- Japan
- The Netherlands
- Poland
- Romania
- Slovak Republic
- Spain
- Turkey



+/- 16k

Our employees

19m

Our customers

1845

Year founded in the Netherlands

11

Countries we operate in



Japan

Our main brands



nationale nederlanden



NN



BE FRANK



movir

OHRA

woonnu

ABN AMRO Verzekeringen

āzl.
de toekomst voor altijd

Overview of NN Group

- International financial services company, active in 11 countries, with a strong presence in Europe and Japan
- Around 16,000 employees, providing retirement services, pensions, insurance, banking and investments to approximately 19 million customers
- NN Group's main brands are Nationale-Nederlanden (NN), Movir, AZL, BeFrank, OHRA and Woonnu
- Financial Strength Ratings: AA-/stable (Fitch), A+/stable (S&P)
- Shareholders' equity of EUR 19.6bn at 31 December 2023
- Recognised for our contribution to our Customers, People and Society in ESG indices and ratings: Dow Jones Sustainability World Index, FTSE4Good, Bloomberg Gender-Equality Index, World Benchmarking Alliance and MSCI

NN Group has leading market positions

- #1 position in life insurance in the Netherlands: market share¹ of ~40% in group pensions
- #1 position in non-life insurance in the Netherlands: market share² of 27% in Disability & Accident (#2) and 21% in Property & Casualty (#2)
- Top 3 player in CEE³ focused on life and voluntary pensions
- Leading player in SME life insurance products in Japan

Source: NN Group

1. Source: DNB and Data Analytics Centre Dutch Association of Insurers, based on 2022 recurring premium inflow; Includes internal data. Apf not included
2. Source: DNB and Data Analytics Centre Dutch Association of Insurers, based on GWP 2022; Only Dutch insurers that are subject to DNB supervision, excluding foreign insurers
3. Central and Eastern Europe



NN Bank's added value to NN Group

NN Bank is highly strategically important for NN Group

- Operating under the Nationale-Nederlanden brand since its start in 2011
- Fully-owned subsidiary of NN Group N.V. and a fellow subsidiary of the Dutch insurance entities, i.e. NN Life and NN Non-life
- NN Bank has a long-term issuer credit rating A from S&P (stable outlook) reflecting the “highly strategical importance” of the bank for NN Group

1 Financially sound bank

- With its business model, NN Bank realises a strong operating result and a healthy return on equity (11.6% in 2023)



2 Originate high-quality mortgage loans

- NN Bank is NN Group's mortgage originator and servicer in the Netherlands
- Providing mortgage investment opportunities with good investment return for other NN entities



3 Cross-sell opportunities

- Sharing client base, distribution and marketing with other NN entities in the Netherlands
- Offering products complementary to Nationale-Nederlanden's individual life and non-life insurance products for retail customers, including (internet) savings, and bancassurance
- Servicing 1.25 million customers



NN Bank key figures

2023 financial highlights



Non-Financial KPIs at year-end 2023



* Including EUR +/- 3.4 million due to the sale of part of the consumer lending portfolio

** The residential mortgage portfolio excludes notary amounts in transit, staged payments and accounting effects such as premiums and the fair value hedge adjustment

*** Numbers include bancassurance customers. The number of customers excluding bancassurance is 951,000

Creating long-term value for our stakeholders

Our purpose

We help people care for what matters most to them




Our ambition

We want to be an industry leader, known for our customer engagement, talented people and contribution to society

Our brand promise

You matter





Our values


 **Care**  **Clear**  **Commit**

Our strategy

The Digital Retail Bank

With these four priorities we give substance to our strategy:

-  **Strong Customer Relations**
-  **Digitalisation & data-driven way of work**
-  **Sustainable business & society**
-  **Learning & agile organisation**



Retail-focused business model

NN Bank is the fifth largest Dutch retail banking franchise

- Providing retail customers with mortgage loans, (internet) savings, bank annuities, bancassurance and retail investment products
- National player, with coverage of all Dutch regions, operating under a strong and well-known household name, *Nationale-Nederlanden*

1 Mortgages: significant experience in origination and servicing

- Nationale-Nederlanden's track record in in-house mortgage loan origination, servicing and arrears management goes back to 1963
- In 2020, NN Bank introduced Woonnu, a 100% subsidiary of NN Bank, that supports sustainable living with a discount on mortgage interest for homes with a high energy label (A and B)
- Originated EUR 4.7bn of mortgage loans in 2023 compared with EUR 8.7bn in 2022. In total NN Bank serviced EUR 55.8bn of mortgage loans at 31 December 2023
- Mortgage loans distributed via intermediaries.
- No branch network
- Offering reset tenors in range 1 month to 30 years

Market share 2023
mortgage origination
in the Netherlands¹
5.1%

2 Savings: savings on demand and pension savings are two strong pillars

- Savings on demand and fixed-term deposits (EUR 7.4bn):
 - Consumers save mainly to build a buffer against unforeseen expenses
 - Low-cost online savings platform
- Fiscal-driven pension savings, called bank annuities (EUR 7.1bn):
 - supplementary pension savings: tax-incentivised annuities on a blocked savings account up to pension date
 - supplementary pension benefits: pay-out of built-up pension savings (annuity) over time
 - Stable funding source

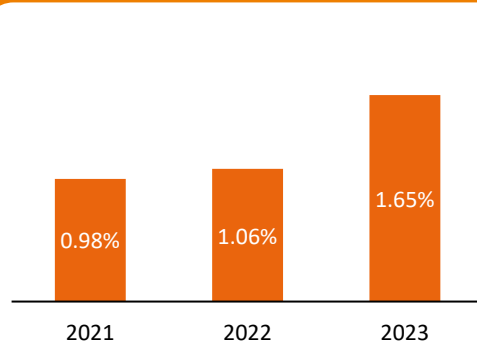
Market share 2023
total savings amount
in the Netherlands²
3.6%

1. Source: Kadaster, December 2023

2. Source: DNB, December 2023

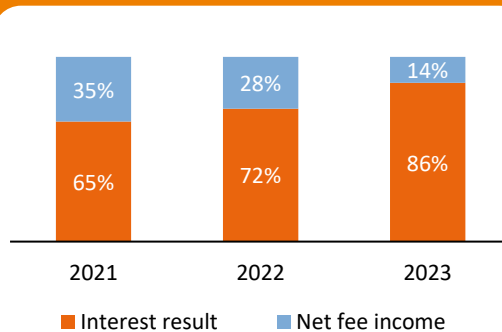
Financially sound bank with diversified income model

Net interest margin¹



- Higher net interest income was mainly driven by the increased interest margins on liabilities, partly offset by decreasing margins on new mortgages and lower prepayments on the mortgage portfolio

Income diversification



- Fee income generated by originating and servicing of mortgage loans for third parties both under the NN label as well as the Woonnu label, and;
- Management advisory and servicing of investment portfolios for retail clients

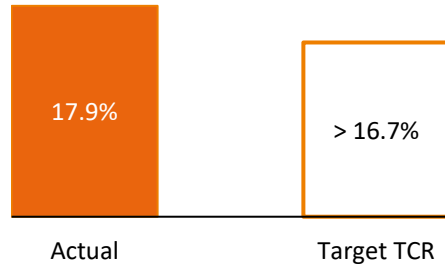
Summary profit and loss account

(Amounts in EUR m) ²	2023	2022
Interest income	1,072	586
Interest expense	(666)	(329)
Interest result	406	257
Net fee and commission income	65	98
Gains and losses on financial transactions and other income	(7)	(1)
Valuation results on non-trading derivatives	(22)	13
Total income	442	367
Staff expenses	(156)	(140)
Impairment charges	5	1
Regulatory levies	(18)	(27)
Other operating expenses	(101)	(90)
Total operating expenses	(270)	(257)
Result before tax	171	110
Taxation	(44)	(28)
Net result	127	82

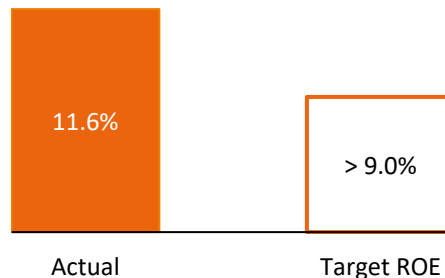
- Net Interest Margin is calculated as interest result divided by the average total assets in the period
- Small deviations may occur due to rounding

Long-term financial targets

Total capital ratio (transitional CRD IV)



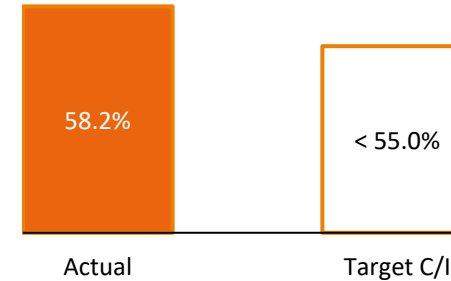
Return on equity



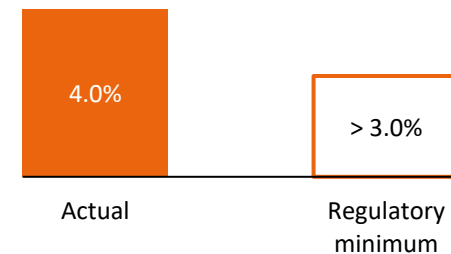
- Steering capital on Total capital ratio (TCR) and meeting all capital targets
- Total capital ratio target of 16.7% since May 2023
- All other things being equal, target TCR will increase to 17.7% in May 2024¹

- RoE increased to 11.6% versus 7.6% in 2022 reflecting the higher net result
- Net operating Return on Equity (ROE) of 12% in 2025 on Group reporting basis equals a target ROE of approximately 9% on a statutory basis

Cost/income ratio



Leverage ratio



- Cost/income (C/I) ratio target of below 55% in 2025
- C/I ratio decreased to 58.2%, compared with 62.9% in 2022, reflecting higher income partly offset by higher expenses

- Development of core equity in relation to total assets is comfortably above the regulatory minimum threshold of 3%

1. In February 2022, DNB released its updated countercyclical capital buffer (CCyB) framework. DNB has already increased this buffer to 1% from 0% as per 1 May 2023 but aims to reach a CCyB of 2% in a standard risk environment. DNB communicated that the CCyB requirement will increase by another 1% in 2024. This increase in capital requirements will be reflected in NN Bank's total capital target which, all other things being equal, will increase from 16.7% in May 2023 to 17.7% in May 2024

2. Sustainability business and society

Sustainability is one of the cornerstones of our strategy

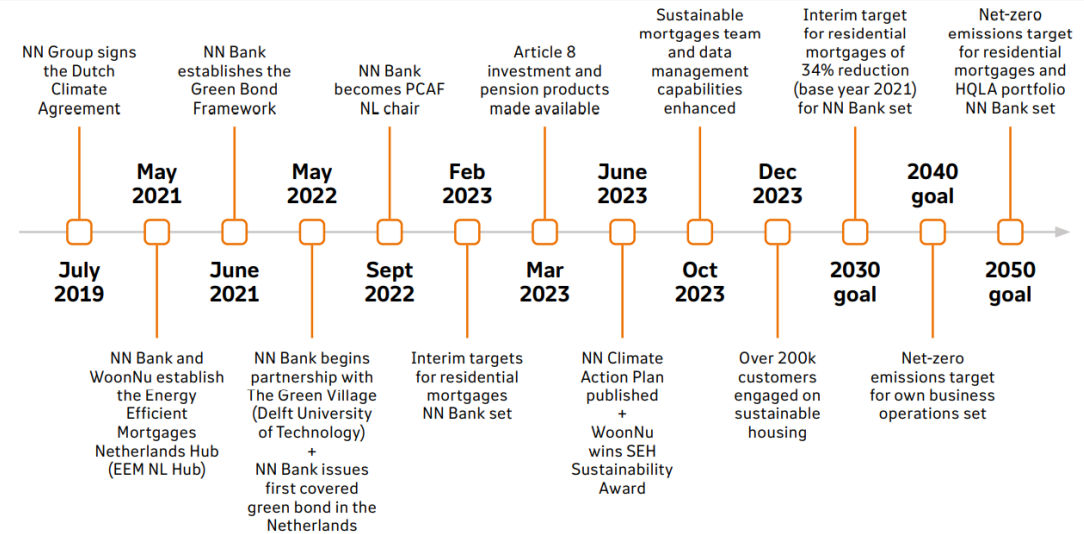
Our sustainability strategy

- Incorporating climate action across NN Bank's business. Not only to the benefit of the environment, but also creating sustainable long-term value for all our stakeholders
- As a large mortgage provider in the Netherlands, mortgages are a key focus area of NN Bank's sustainability strategy. For 2030 an interim target of 34% reduction in CO2 emissions (base year 2021) is in place to guide our mortgage portfolio towards net zero in 2050

NN Bank's five areas of action in which to contribute to sustainability:

- Engage customers and steer our investment portfolio to reduce greenhouse gas (GHG) emissions
- Develop new mortgage-specific propositions and services
- Leverage NN Bank's Green Bond Framework
- Evaluate and adjust all products to help customers in their sustainability journey
- Contribute to (sector-) specific initiatives and partnerships

Our climate journey:



NN Bank's ESG scores (at year-end 2023)

Green Asset Ratio

Taxonomy aligned assets: 22.9%



Positive contribution to society

Energy label A mortgages: 25%



Engaged Employees

Employee engagement score: 7.6



Engaged Employees

Women in MT NN Bank: 70%



Sustainability is embedded in our governance

Our Governance:

- The Bank's CEO is accountable for ESG matters, the Management Team is responsible for strategic direction and implementing the ESG strategy and the Supervisory Board performs structural oversight on ESG matters on the Board level
- ESG Office providing ESG knowledge, programme management and monitoring of NN Bank's ESG strategy to support all domains with ESG strategy implementation

Climate and Environmental risks:

- A robust approach to assessing and managing our exposure to Climate and Environmental (C&E) risks is an integral part of our sustainability goal to establish a net-zero CO2 portfolio by 2050



Qualitative materiality assessments on both climate risk and environmental risk

- Relevant physical climate risks:
 - Flood risks
 - Drought/extreme heat risks, which can cause wildfires in the short to medium term, and foundation damage in the long term
- Relevant Climate transition risks:
 - policy and regulations risks, such as GHG emissions pricing and emission-reporting obligations
 - changes in market sentiment / customer behaviour
- Biodiversity loss and its impact is deemed to be low for now

Our risk profile:

- Aiming for prudent sustainability risk management by fully embedding it into its risk management frameworks
- We have undertaken stress tests to cover C&E risk from both physical- and transition-risk perspectives, including scenario analyses over a longer-term horizon, namely until 2050. In all cases, NN Bank's balance sheet can withstand adverse circumstances related to C&E risk



NN Bank enhancing sustainability & social responsibility

PLANET

- As a mortgage provider, NN Bank wants to **contribute to the reduction of greenhouse gas emissions** in houses we finance
- One of the ways in which we do this, is by **making real estate more sustainable**. Customers will also be encouraged to reduce their CO₂ emissions where possible and helped to do so with products and services such as **Woonnu** and **Powerly**
- NN Bank offers financing options to make homes more sustainable and to source green mortgages for ourselves, and also for third parties
- We engage and encourage customers to reduce their carbon footprint

woonnu

Integrating sustainability advice into the mortgage application process and managing the property renovation

Woonnu supports sustainable living with a **discount on mortgage interest for homes with a high energy label (A and B)**

 **powerly**

Offering **online home improvement advice**; based on a property check for energy-efficiency measures such as insulation, solar panels, heat pump etc. are offered and executed by affiliated partners



FINANCIAL HEALTH

- NN Bank wishes to **help customers who have financial difficulties**
- We provide coaching and tools intended to **generate more income, reduce costs, reduce monthly mortgage payments** or a combination of all of these

Better Living platform

The platform provides customers with **insights into their current CO2 footprint**, tailored advice on how to make their homes more sustainable, and insight into the air quality inside their homes

Carbon footprint

Monitoring the carbon footprint of our mortgages and investment portfolio:

Asset category	Total Assessed Assets (EUR millions)	Financed Emissions (kilotonnes of CO ₂ e)		Carbon footprint (tonnes of CO ₂ e per EUR million invested)		Weighted Average Carbon Intensity (kg CO ₂ e per m ²)		Data Coverage (% of assessed assets)	PCAF Data Quality Score (1 - 5)	
		Scope 1+2	Scope 3	Scope 1+2	Scope 3	Scope 1+2	Scope 3		Scope 1+2	Scope 3
		Scope 1 incl LULUCF	Scope 1 excl LULUCF	Scope 1 incl LULUCF	Scope 1 excl LULUCF	Scope 1 incl LULUCF	Scope 1 excl LULUCF		Scope 1+2	Scope 3
Fixed Income Corporate	€ 637	1	168	1	265	n.a.	n.a.	99.6%	1.4	3.5
Residential mortgages	€ 22,796	202	n.a.	9	n.a.	25.0	n.a.	100.0%	3.5	n.a.
Total (excl. Government)	€ 23,433	203	168	9	265			100.0%		
Government bonds	€ 32	5	5	162	168	n.a.	n.a.	100.0%	1.0	n.a.

Mortgages:

- Accounting for the **scope 1 and 2 emissions¹** of each house
- Measuring the carbon footprint of every house** based on energy label, floor space, building type and corresponding emission factor
- The method is based on theoretical average consumption data. The Dutch financial institutions that are part of the PCAF – including NN – are presently **exploring ways to obtain actual consumption data**

Investment portfolio:

- At year-end 2023 NN Bank's HQLA portfolio consisted of **governments bonds and corporate bonds**, the latter limited to covered bonds only
- Financed emissions represent the share of the company's/countries emissions that can be attributed to NN Bank based on the amount we have invested
- For corporates we report on **scope 1,2 and 3 emissions¹** offering full transparency whereby scope 3 is reported separately since this data scores lower on reliability and data quality
- PCAF's recommendation regarding government bonds is to **report only on true sovereigns** resulting in a relatively low percentage of assessed holdings as NN Bank's share of (semi) sovereigns (e.g. municipality, agencies, etc) is relatively high

Partnerships:

Working with industry peers in the Partnership for Carbon Accounting Financials (PCAF) and the **EEM NL Hub** to develop harmonized standards and frameworks for energy-efficient mortgages and carbon footprint measurement

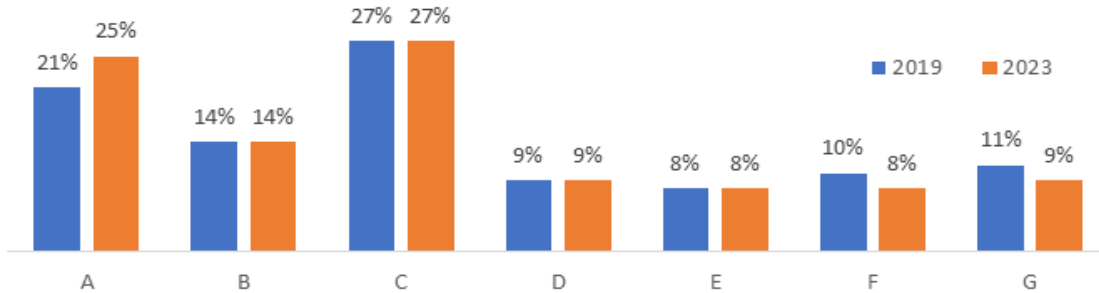


1. The Greenhouse Gas (GHG) Protocol categorises GHG emissions into three categories. Scope 1 emissions include the GHG emissions that a company has direct control over, such as emissions from its own production processes or facilities. Scope 2 emissions include the indirect GHG emissions that arise from a company's use of purchased energy, such as electricity or heat. Scope 3 emissions encompass all other GHG emissions that are a consequence of a company's activities but occur outside of its operational boundaries.

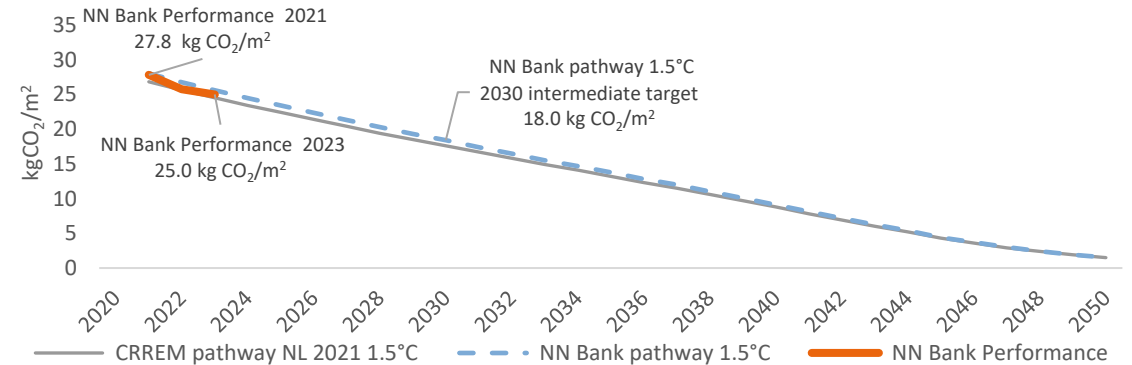
Steering our mortgage portfolio towards net-zero in 2050

Share of label A in NN Bank's portfolio increased to 25%

NN Bank portfolio: energy label distribution (based on number of houses)



Actual emission intensity versus CRREM pathway NL 2021 1.5°



Intermediate target setting:

- We used the tool of Carbon Risk Real Estate Monitor (**CRREM**) to analyse our mortgage portfolio against science-based decarbonisation pathways aligned with the Paris agreement. The CRREM methodology is aligned with recommendations from the Science Based Target initiative (**SBTi**)
- We have chosen the available **1.5°C pathway** for the Netherlands, as it is more accurate than a global or European pathway
- We have developed a model that shows that we need to **reduce our emission intensity to 18.0 kgCO₂/m² by 2030**. In January 2023, the CRREM pathway was updated through a collaboration with SBTi. While we are still analysing the exact implications of this update, our preliminary results indicate that the new pathway is considerably stricter than the 2021 CRREM pathway. In our next Climate Action Plan, we intend to provide further insights into our plans and actions, particularly regarding the January 2023 CRREM pathway
- NN Group is a signatory of the **Net-Zero Insurance Alliance (NZIA)** whereby NN Bank is in the lead to decarbonize the NN mortgage portfolio

NN Bank's Green Bond Framework

The NN Bank Green Bond Framework follows the ICMA Green Bond Principles (GBP) 2021 edition



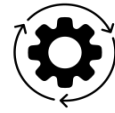
Use of Proceeds

Green Buildings meeting the Use of Proceeds eligibility criteria



Process for Project Evaluation and Selection

Loan selection in accordance with Use of Proceeds eligibility criteria and approved by Bank's Non-Financial Accounting Committee



Management of Proceeds

Portfolio approach: the Eligible Green Loan Portfolio matches or exceeds the amount of green bonds outstanding. NN Bank's Treasury team responsible for proceeds tracking



Reporting

On the allocation of net proceeds to the Eligible Green Loan Portfolio until bond maturity and impact reporting in accordance with the portfolio approach described in "**Handbook - Harmonized Framework for Impact Reporting (June 2023)**"



External Review

Second-Party Opinion by Sustainalytics



Green Bond Framework update February 2024

- The Framework was first published in June 2021 and since then, Green Bonds have become a significant component of our funding mix and a key tool to further foster the relationship with our investor base as we have issued both green unsecured bonds and green covered bonds
- The Framework update incorporates:
 - new and updated regulations plus market standards
 - updated ESG strategy plus sustainable product offering
 - updated Eligibility Criteria to align with EU Taxonomy and Green Asset Ratio reporting
 - strengthened governance




Second-Party Opinion

- Framework aligned with ICMA Green Bond Principles and LMA Green Loan Principles
- EU taxonomy activity 7.7 Acquisition and Ownership fully aligned with EU Taxonomy Substantial Contribution criteria and DNSH criteria
- EU Taxonomy activity 7.2 Renovations fully aligned with EU Taxonomy Substantial Contribution criteria and partially aligned with DNSH criteria due to Dutch Building Decree having a higher polluting threshold
- Framework complies with the EU Taxonomy's Minimum Safeguards

Use of Proceeds

Green Buildings that meet one of the following criteria:



ICMA GBP category	Eligibility Criteria	UN SDGs	EU Taxonomy ⁵
Green Buildings	Financing or refinancing of new or existing residential buildings in the Netherlands: <ul style="list-style-type: none"> Buildings built before 31 December 2020 with at least an Energy Performance Certificate (EPC) class A Buildings built before 31 December 2020 belonging to the top 15% of the Dutch building stock based on Primary Energy Demand (PED)⁶ Buildings built after 31 December 2020 with a Primary Energy Demand at least 10% lower than the threshold for Nearly Zero-Energy Buildings (“NZEB”) in the Dutch market 	 	Substantial contribution to Climate Change Mitigation Art. 10 (1.b)⁷: 7.1.1 Construction of new buildings ⁸ 7.7 Acquisition and ownership of buildings
	<ul style="list-style-type: none"> Buildings that have been renovated, resulting in a reduction of Primary Energy Demand of at least 30% Buildings that have been renovated meeting the criteria for major renovation⁹ 		7.2 Renovation of existing buildings

Definition top 15% low-carbon residential buildings in the Netherlands

CFP green buildings is a specialised consultant who developed a methodology for identifying the top 15% in the Netherlands. See also the [Green Residential Buildings Methodology Assessment Document¹](#)



Green reporting figures 2023

- The Eligible Green Loan Portfolio meets the Green Buildings EU Taxonomy Substantial Contribution 7.7 Acquisition and Ownership criteria
- EUR 1.8bn of green bonds outstanding
- EUR 5.8bn Eligible Green Loan Portfolio compared to EUR 4.3bn in 2022. Explained by:
 - EUR 0.8bn new Eligible Green Loans since 31 December 2022
 - EUR 1.3bn new Eligible Green Loans due to Eligibility Criteria amendment
 - EUR 0.5bn amortisation of the Eligible Green Loan Portfolio in 2023
- Total energy consumption of Eligible Green Loan Portfolio calculated at 88.8 kWh/m²
- 36% lower energy consumption than the average Dutch housing stock

1. <https://www.nn-group.com/article-display-on-page-no-index/nn-bank-green-residential-buildings-methodology-assessment-document-cfp-green-buildings.htm>

3. Capital, liquidity and funding

Balance sheet composition

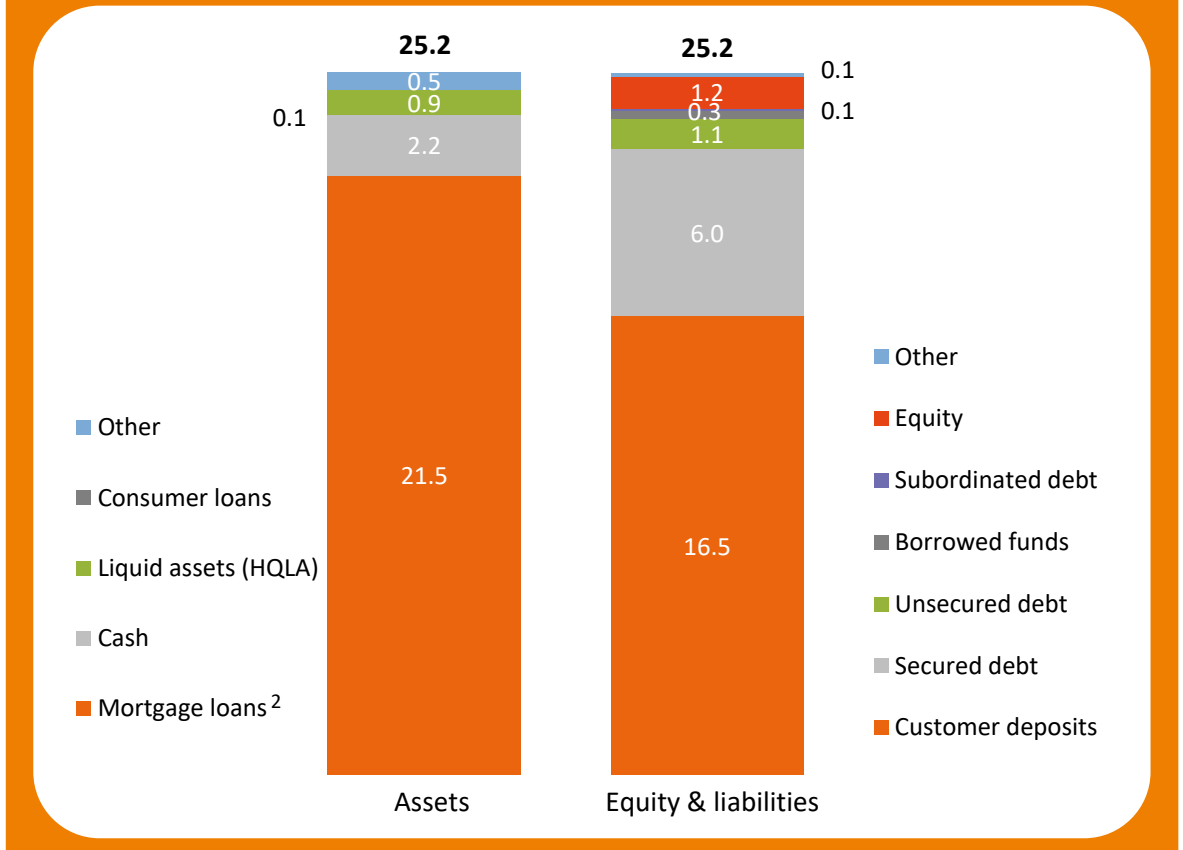
Assets

- Dutch residential mortgage loans (85% of the balance sheet)
- High Quality Liquid Assets (HQLA) portfolio of EUR 0.9bn consisting of (semi) sovereign bonds and covered bonds
- 32% of outstanding mortgage amounts are guaranteed through NHG

Liabilities

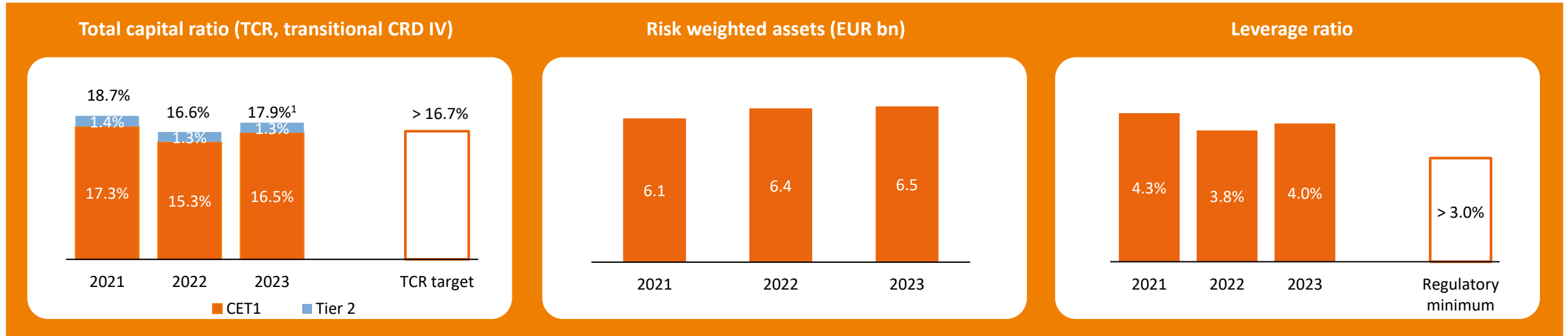
- Well-diversified funding mix, based on three main pillars:
 - Customer deposits (65% of the balance sheet). Approximately half is on demand savings and term deposits and the other half is bank annuity pension savings
 - Secured funding through issuance of covered bonds
 - Unsecured funding, including MREL¹ debt
- Total secured funding portfolio of EUR 6.0bn related to soft bullet covered bonds

Balance sheet at 31 December 2023 (in EUR bn)



1. Minimum Requirement for Own Funds and Eligible Liabilities
 2. Taking into account hedged items

Solid capital position



Solid capital position

- The increase in the capital ratios was mainly the result of retaining net profit, while the capital requirement increased due to the introduction of the countercyclical capital buffer (CCyB)
- Total capital ratio target of 16.7% since May 2023. All other things being equal, this will increase to 17.7% in May 2024
- Expected positive impact of Basel IV as NN Bank uses Standardised Approach for both credit and operational risk
- Self-funded growth: capital generation through retained profits

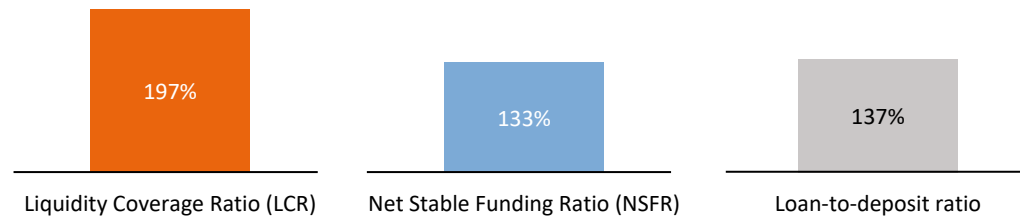
Dividend policy

- NN Bank aims to pay dividends to its shareholder on a semi-annual basis, whilst ensuring that the capital ratios show stable development that remains well within NN Bank's risk appetite and the regulatory required capital ratios.
- In 2023, NN Bank paid an interim dividend of EUR 20 million and will propose a final dividend over 2023 of EUR 44 million.

1. Small deviation due to rounding

Conservative approach to liquidity management

Liquidity adequacy (31 December 2023)

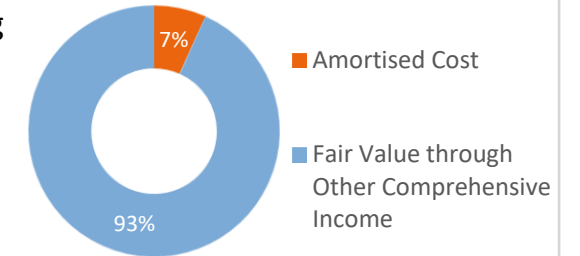


Sources of liquidity

- An on-balance sheet HQLA (High Quality Liquid Assets) portfolio and cash available
- LCR ratio of 197% at end of 2023
- Other sources of liquidity available:
 - Large portfolio of retained notes, which can be used for ECB standing facilities and other secured funding transactions
 - A EUR 250m credit facility in place with NN Group

Investment securities portfolio / HQLA portfolio insight

- Macro fair value hedge accounting used to minimize losses
- Majority of bonds have a duration of 1 - 5 years



Measurement and monitoring of funding position

- NSFR ratio¹:
 - Incentive to fund NN Bank's activities from stable sources of funding on an ongoing basis
 - NSFR ratio of 133% at end of 2023, well above regulatory minimum and internal target
- Loan to Deposit (LtD) ratio²:
 - Diversification of NN Bank's funding base and indication of the bank's dependence on wholesale funding for financing client loans
 - LtD ratio of 137% at end of 2023

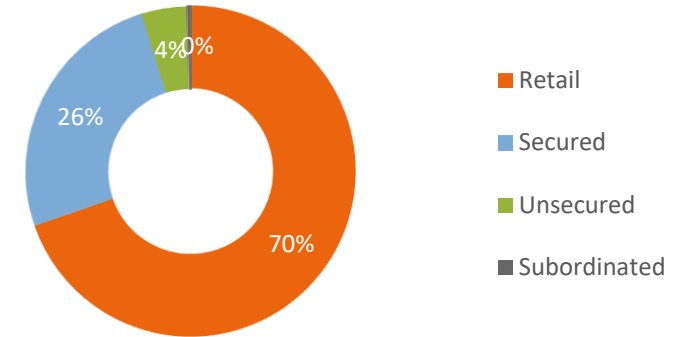
1. NSFR is defined as the amount of available stable funding relative to the amount of required stable funding
2. Loan-to-deposit ratio is calculated by dividing the bank's total volume of commercial loans by its retail deposits

Funding strategy geared to optimisation and diversification

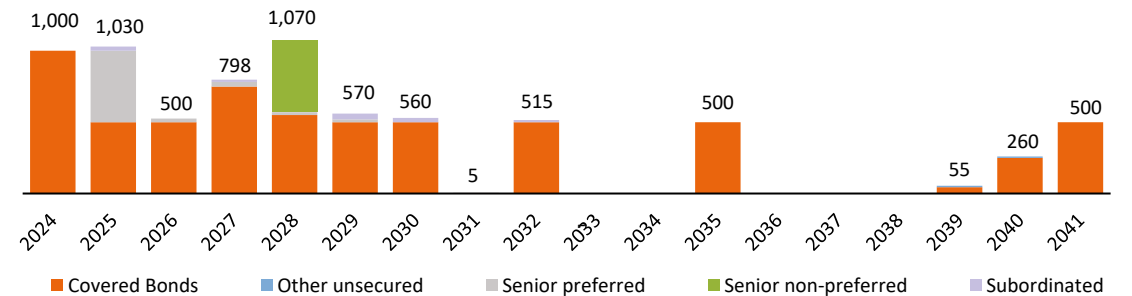
Wholesale funding strategy



Funding mix (as at 31 December 2023)



Redemption profile (EUR m)

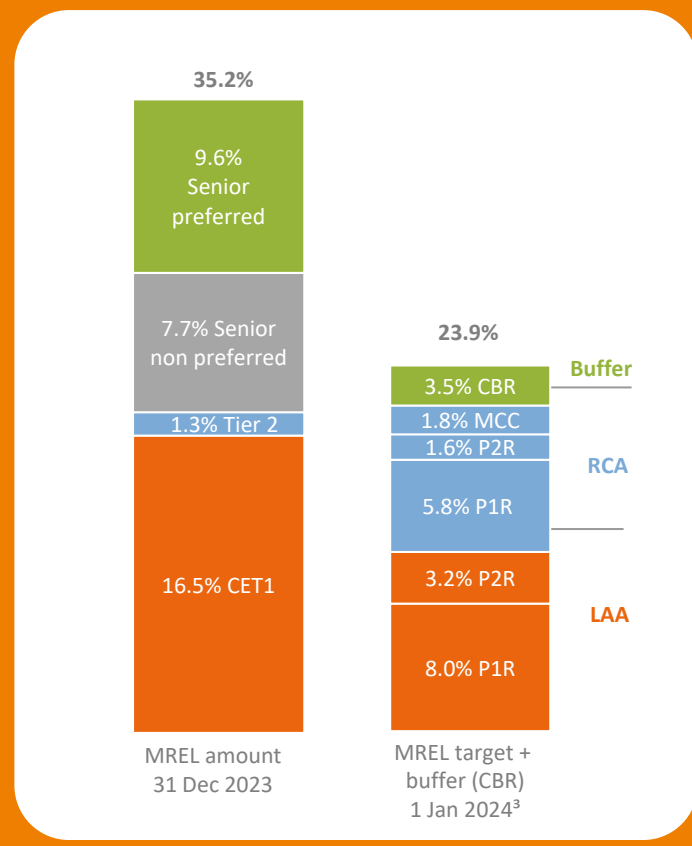


Minimum Required Eligible Liabilities

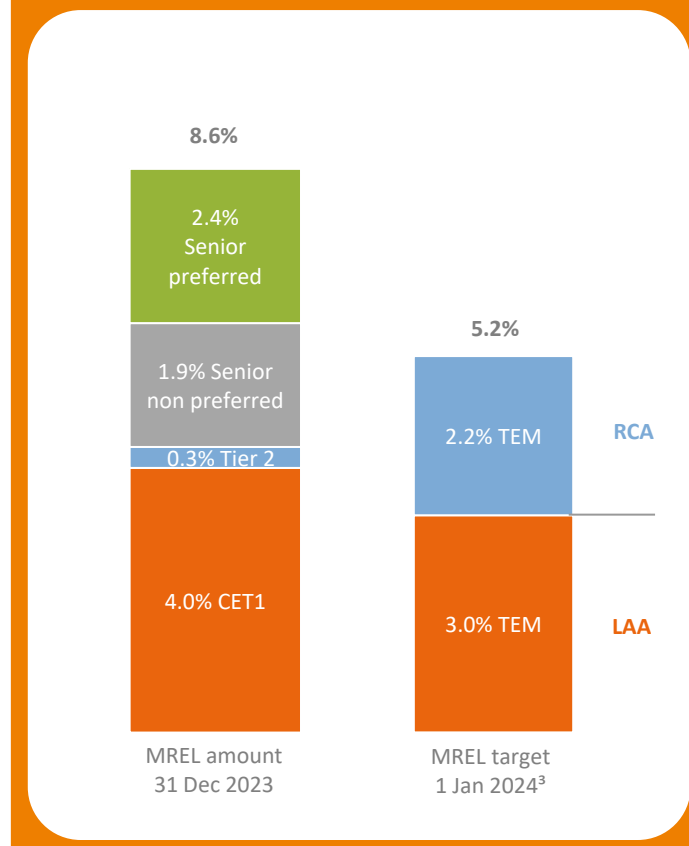
NN Bank meeting MREL requirements

- Intending to meet MREL requirements with a combination of equity, Tier 2 and senior (non) preferred
- In December 2022, The Dutch National Resolution Authority (NRA) defined final MREL requirements for NN Bank, applicable as of 1 Jan 2024³:
 - MREL-TREA: 21.0%
 - MREL-TREA + buffer: 24.5%
 - MREL-TEM: 5.2%
- Comfortably meeting all MREL requirements
- The No Creditor Worse Off (NCWO) analysis for NN Bank does not result in indications of NCWO risks. Hence, the NRA has not imposed a subordination target for NN Bank

Total Risk Exposure Amount (TREA)¹



Total Exposure Measure (TEM)²



Based on the SRB's MREL Policy under the Banking Package disclosed by the SRB in May 2021

1. LAA (P1R + P2R) + RCA (P1R + P2R *post resolution* + MCC) + CBR, where LAA: Loss Absorbing Amount, RCA: Recapitalization Amount, MCC: Market Confidence Charge, CBR: Combined Buffer Requirement
2. TEM: Total Exposure Measure
3. Targets as at 1 January 2024, with cut-off date 31 December 2023. The indicative MREL targets and/or actual exposures may be subject to change as a result of TREA development, future SREP requirements and regulatory developments in Dutch legislation



S&P Credit ratings

Credit rating reflects NN Bank's "highly strategic importance" for NN Group

- Long-term credit rating of A (stable outlook) by S&P, reflecting that NN Bank:
 - is a fully owned subsidiary of NN Group
 - is closely linked to the Group's reputation, dependent on its brand recognition and operates in line with the Group's overall strategy
 - supports the Group's cross selling strategy in the Netherlands and facilitates the Group's asset and liability management
- Senior non preferred rating of A- by S&P, one notch lower than NN Bank's long-term credit rating, reflecting:
 - the risk the noteholders would be bailed in before senior preferred debt in the event of the bank's resolution
 - that NN Bank would benefit from implicit group support, due to what S&P sees as its highly strategic status within NN Group
- Short-term credit rating of A-1

Nationale-Nederlanden Bank N.V.

ST issuer rating, outlook	A-1 stable
LT issuer rating, outlook	A stable
Senior non preferred rating	A- stable
Rating affirmation	21 Dec 2023

S&P Global Ratings

"S&P Global Ratings' stable outlook on the Netherlands-based NN Bank N.V. mirrors the stable outlook on its parent, the Netherlands-based multiline insurer NN GroupN.V.

The stable outlook on NN Bank also reflects our expectation that the bank will remain a highly strategic subsidiary of NN Group over the next two years. Any rating action on NN Group would therefore result in a similar rating action on NN Bank."¹

1. S&P Global Ratings, RatingsDirect, 21 December 2023

4. Covered bond programme

NN Bank Soft Bullet Covered Bond Programme

Soft Bullet Covered Bond Programme

- Soft Bullet Programme established and officially registered with the Dutch Central Bank in June 2020
- Supporting future growth and:
 - ✓ Further diversifies the debt investor base
 - ✓ Enhances flexibility with respect to bond tenors
 - ✓ Enables green financing for energy efficient housing

Green covered bonds

- In May 2022 NN Bank issued a EUR 500m, 10-year Soft Bullet Covered Bond under its Green Bond Framework supporting NN Bank's long-term sustainability strategy. This was the first Green Covered Bond issued by a Dutch bank
- In February 2023 NN Bank issued a EUR 750m, 4.25-year Green Covered Bond

Retained Covered Bonds

- Soft Bullet covered bond programme amended in May 2023 to enable the issuance of retained covered bonds
- NN Bank (or any affiliated member of NN Group) has limited voting rights. i.e. no voting rights when proposed change concerns covered bonds held by external investors
- Eligibility criteria for cover pool remain unchanged
- Final Terms of retained covered bonds disclosed on the corporate website

NN Bank Soft Bullet covered bond features

Robust structure

Issuer	Nationale-Nederlanden Bank
Programme size	EUR 12.5 bn
Type of issuance	<ul style="list-style-type: none"> • Soft bullet structure • Dual recourse to the issuer and CBC¹ • Extension period: 12 months
External ratings	<ul style="list-style-type: none"> • Covered bonds have an expected 'AAA' rating by S&P • NN Bank long-term credit rating 'A' by S&P (stable outlook)
Overcollateralisation	<ul style="list-style-type: none"> • Asset Percentage 94.75% • Minimum statutory CRR OC of 105.0% • Available statutory CRR OC of 109.1%³
Interest rate/ Hedging	<ul style="list-style-type: none"> • No hedging instrument included at closing (optional) • Minimum Interest Rate of 1.0%
Cover assets	<ul style="list-style-type: none"> • High quality Dutch residential mortgage loans • All cover assets are NN-labelled and originated by NN Bank and NN Life⁴ • 29.7% of the cover pool benefits from an NHG guarantee³ • Cover pool's weighted average CLTOMV is 73.2%³ • Green Buildings Collateral Support Amount EUR 2.8bn³

Regulatory treatment for investors

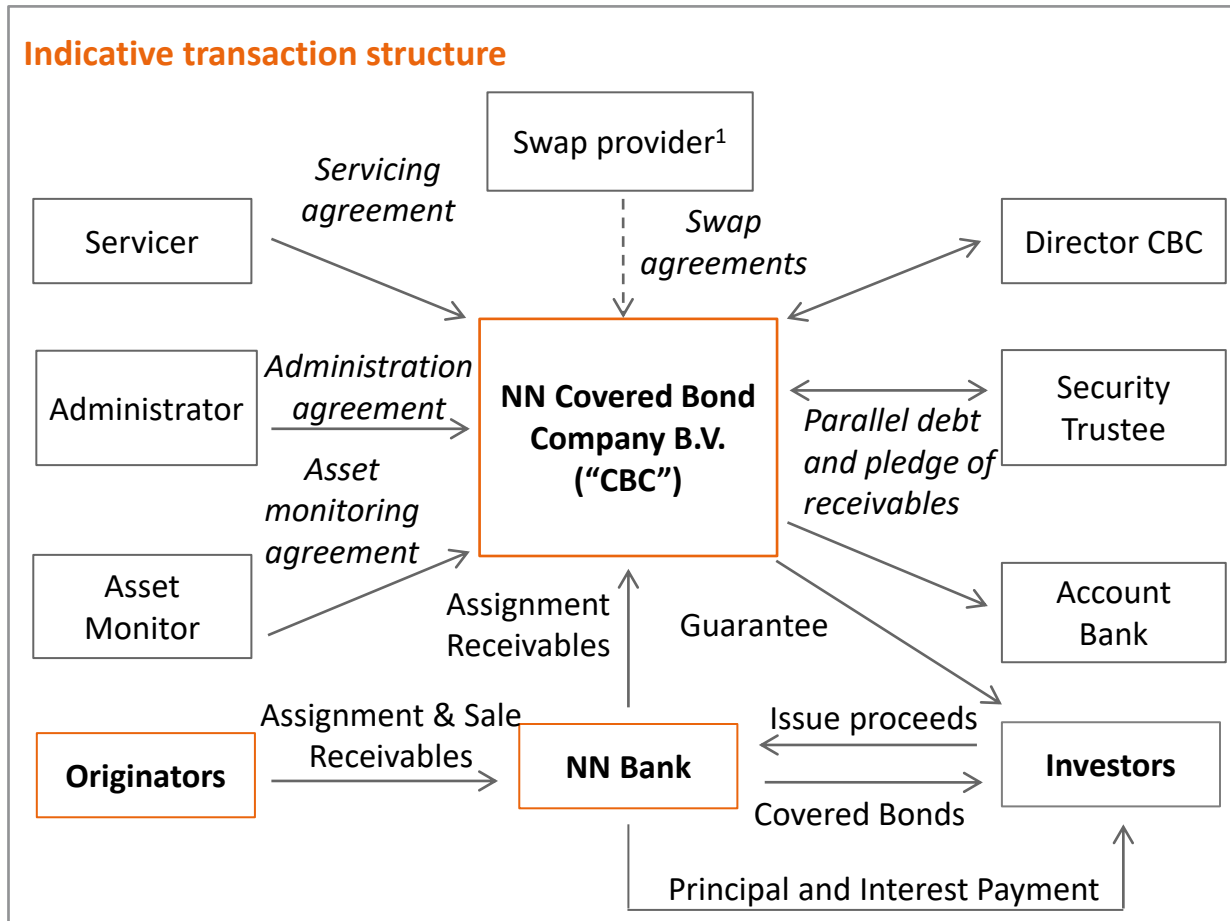
- Dutch law and Dutch Central Bank registered
- Covered Bond Directive and CRR article 129 compliant
- European Covered Bond (Premium) compliant
- LCR eligible (level 1) / Solvency II friendly
- ECB repo eligible

Transparency

- National Transparency Template (NTT) and Harmonised Transparency Template (HTT) available on corporate website and dedicated portals
- Member of the Dutch Association of Covered Bond Issuers (DACB)²
- Covered Bond Label and HTT Reporting from ECBC



Soft Bullet programme structure



Key transaction parties

Originators	NN Bank and NN Life ²
Transferor, Issuer	NN Bank
Servicer	NN Bank
Administrator	NN Bank
Guarantor	NN Covered Bond Company B.V.
Director CBC	Intertrust
Security Trustee	Stichting Security Trustee NN Covered Bond Company
Stichting Holding	Stichting Holding NN Covered Bond Company
Arranger	Rabobank
Asset Monitor	KPMG
CBC Account Bank	BNG Bank
Rating Agency	Standard & Poor's

1. Portfolio swap and Interest rate swap are optional
2. Mortgage loans that have been originated by NN Life and are held on NN Bank's balance sheet

Soft Bullet mechanism

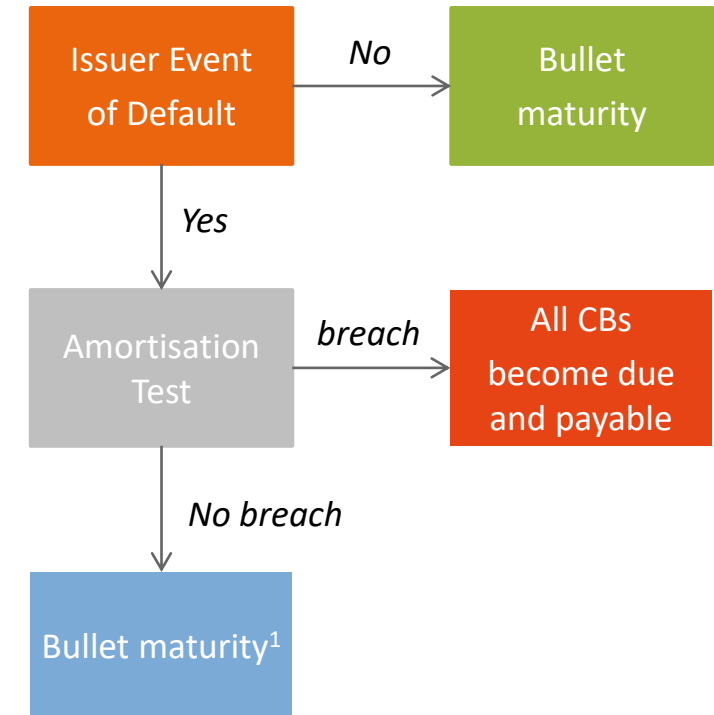
Going concern

- Under going-concern conditions, the covered bonds (CBs) are bullet securities due on the Final Maturity Date and the Issuer will ensure the coupon and principal payments to the investors
- The Asset Cover Test (ACT) guarantees that the cover pool meets the minimum OC requirements

After an Issuer Event of Default

- The ACT will be replaced by the Amortisation Test
- If on the Final Maturity Date of the CB an Issuer Event of Default takes place and the CBC has insufficient funds to redeem the CBs, this does not trigger a CBC Event of Default
- At such time the Final Maturity Date is extended for a period of maximum 12 months
- During this extension period the administrator undertakes to sell (a part of) the cover pool and uses the proceeds thereof to (partially) repay the specific CB series on every Interest Payment Date within this period
- If the structure has insufficient funds to repay a specific series on the Extended Due for Payment Date, this will trigger a CBC default and result in all CBs becoming due and payable
- A breach of the Amortisation Test would also constitute a CBC Event of Default and results in all CBs becoming due and payable

Event diagram of a single series



1. Assuming the structure has sufficient funds available to redeem the CB on the Final Maturity Date. In the event of insufficient funds, the maturity date will be extended with a maximum of up to 12 months

Cover Pool Eligibility Criteria

Eligibility Criteria

- Each mortgage is either a Bank Savings Mortgage Loan, Life Mortgage Loan, Investment Mortgage Loan, Linear Mortgage Loan, Annuity Mortgage Loan, Interest-only Mortgage Loan, Savings Mortgage Loan, Switch Mortgage Loan or a combination thereof
- The outstanding principal amount per borrower cannot exceed 100% of original market value, originated in line with mortgage code of conduct¹
- First and subsequent ranking mortgages
- All properties backing the mortgaged loans are located in the Netherlands
- All payments via direct debit
- Borrower is a private individual, resident of the Netherlands and is not an employee of NN Group
- Each mortgage loan is governed by Dutch law and is denominated in euros
- Each mortgaged asset is occupied by the Borrower at the moment of (or shortly after) origination
- Mortgage conditions provide that all payments by the Borrower should be made without any deduction or set-off (other than in respect of construction deposits)

1. The maximum outstanding principal amount per borrower, originated before August 2011, did not exceed 130% of the foreclosure value at origination, while the maximum outstanding principal amount per borrower, originated in and after August 2011, did not exceed 106% of the original market value at origination

Asset Cover Test

Asset Monitoring Agreement

1. Adjusted Aggregate Asset Amount \geq outstanding Covered Bonds
2. First regulatory current balance amount \geq 105% of outstanding Covered Bonds
3. Second regulatory current balance amount \geq 100% outstanding Covered Bonds

Adjusted Aggregate Asset Amount =



Calculation specification:

'A' includes:

- 96% Asset Percentage
- 80% Indexed LTV cut-off
- Deduction for the built-up of savings for Savings, Switch, Savings Alternative and Bank Savings mortgage loans
- (Partial) deduction of arrears and defaulted receivables and receivables in breach of the receivable warranties
- Deduction of construction deposits and other claims
- Deduction of borrower deposits > EUR100,000¹
- Deduction for relevant loan parts for which the interest rate < 1.0%
- Deduction of Long Term Mortgage Loan² notional when the Long Term Mortgage Loan % of the cover pool > 15.0%

'B' represents any unapplied principal receipts

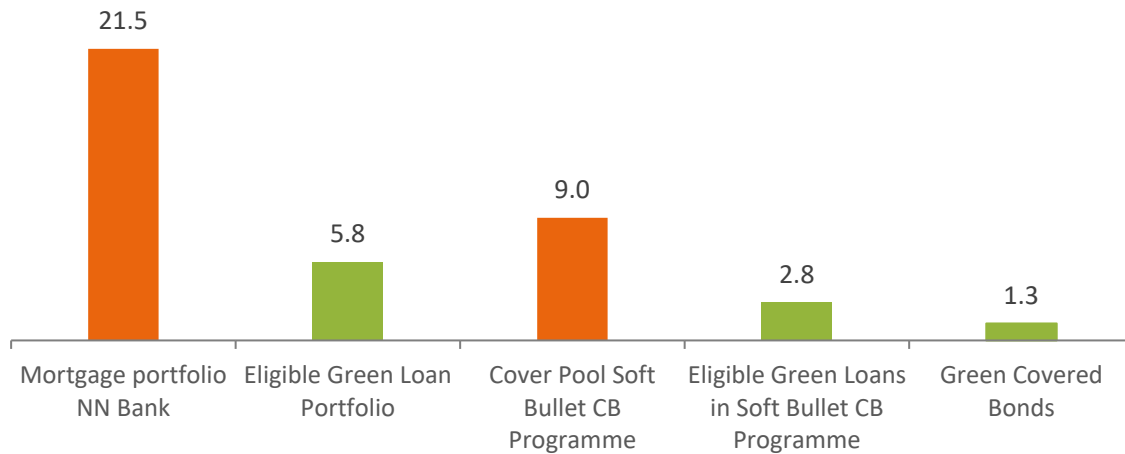
'C' and 'D' represent cash (including the Reserve Account) and substitution assets

'Z' represents the amount equal to the Interest Cover Required Amount

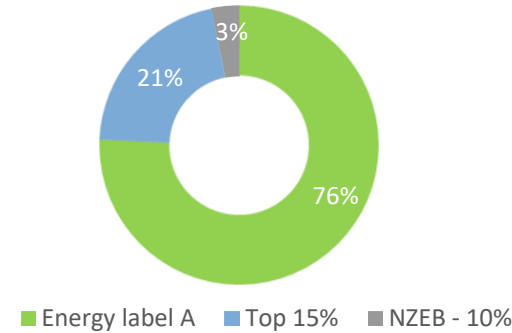
1. Applicable if the Issuer Credit Rating at S&P falls below 'BBB' (long-term) or 'A-2' (short-term)
2. An Interest Only mortgage loan without maturity date, originated prior to September 2012

Eligible Green Mortgage Loans in Cover Pool

Overview eligible green mortgage loans (in EUR bn) ¹

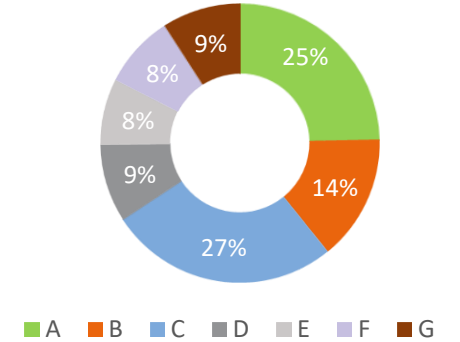


Distribution Green Buildings in Cover Pool



Eligible Green loans in Cover Pool Soft Bullet CB Programme

Distribution energy labels NN Bank



Total Mortgage Loan portfolio NN Bank

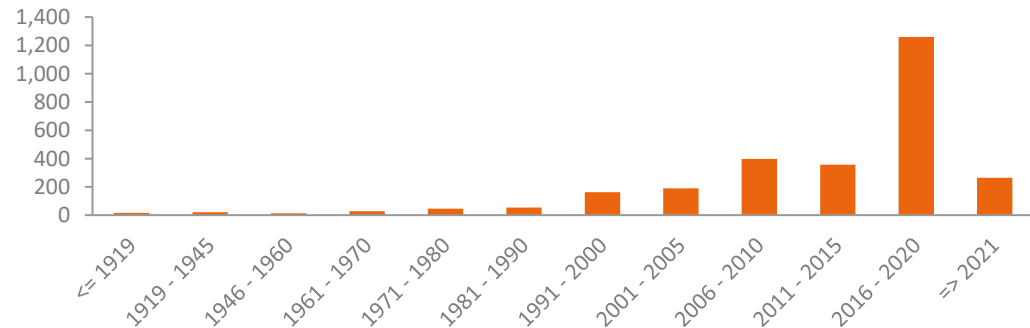
Minimum Green Buildings Collateral Support Amount mechanism

- For as long as Green covered bonds are outstanding under the programme, NN Bank ensures, on a best effort basis, that the Cover Pool comprises an equivalent EUR amount of eligible green mortgage loans, whose outstanding principal balance is at least equal to the EUR size of outstanding Green Covered Bonds (=Minimum Green Buildings Collateral Support Amount)
- Any failure by NN Bank to comply with the above would not be an issuer event of default under the Soft Bullet CB programme
- At 31 March 2024 the Cover Pool comprises EUR 2.8bn of eligible green mortgage loans²

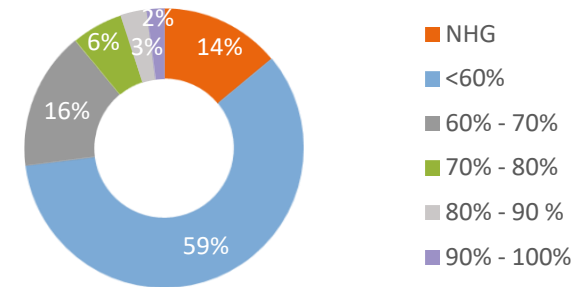
1. Eligible green mortgage loans according to the eligibility criteria as defined in NN Bank's Green Bond Framework
 2. Based on NN Bank's soft bullet cover pool with cut-off date 31 March 2024

Green Buildings Collateral Support Amount is green, relatively young and on average higher notional

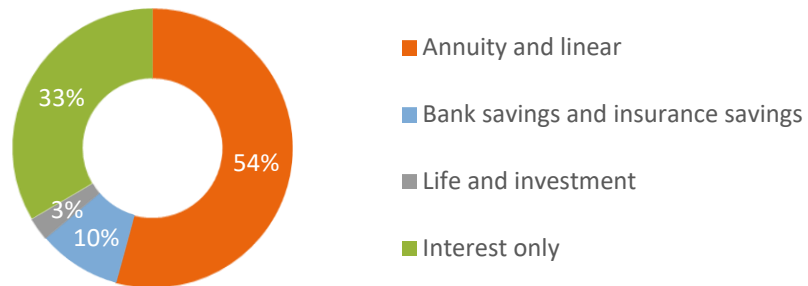
Building years of Green Buildings Collateral Support Amount²



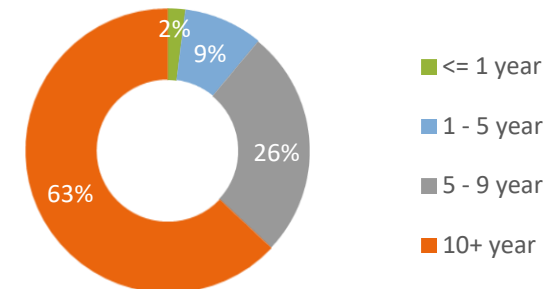
Loan-to-value as % of Green Buildings Collateral Support Amount²



Mortgage redemption type as % of Green Buildings Collateral Support Amount²



Remaining interest fixed period as % of Green Buildings Collateral Support Amount²



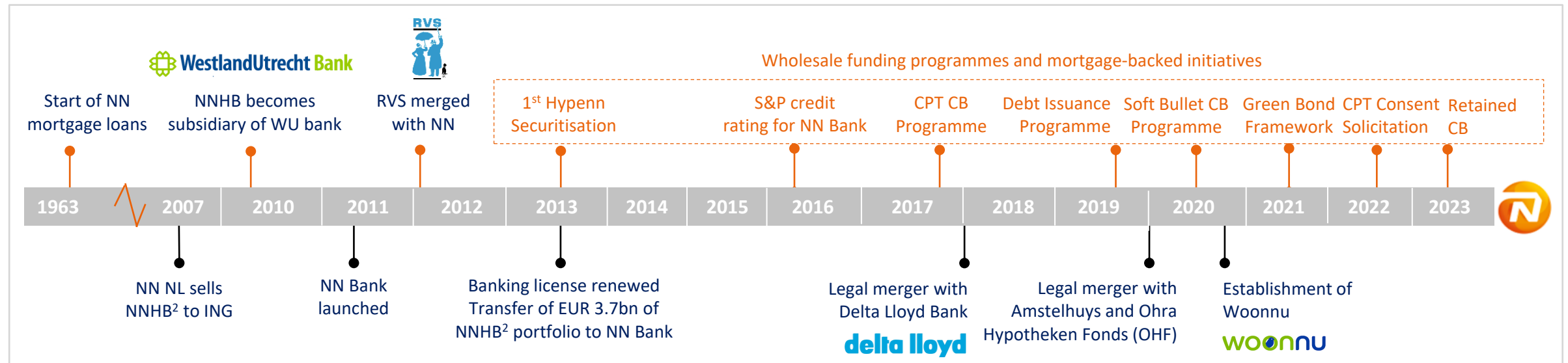
1. Amortising mortgage types are annuity, linear, bank savings and insurance savings mortgage loans
2. Based on NN Bank's soft bullet cover pool with cut-off date 31 March 2024

5. Mortgage business

Long-standing history in mortgage business

Successful NN-labelled mortgage business can be traced back to 1963

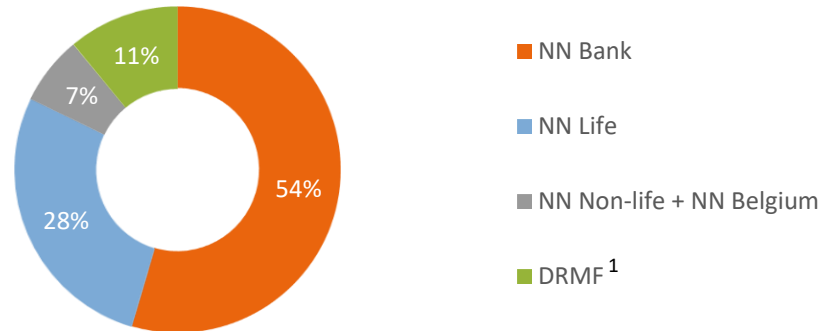
- Nationale-Nederlanden was founded in 1845, and evolved as a well-known brand in the Netherlands
- In 1963, Nationale-Nederlanden started originating mortgage loans ('NN-labelled mortgage loans')¹
- NN Bank was launched in 2011 to take advantage of new banking opportunities in response to declining individual life insurance market
- Growth accelerated in 2013 with the acquisition of parts of WU Bank (within ING Bank), gaining product expertise and a solid banking platform
- On 1 January 2018, Delta Lloyd Bank was merged into NN Bank



1. NN-labelled mortgage loans prior to 1 July 2013 were originated by NN Life and RVS Life; since 1 July 2013 NN-labelled mortgage loans have been originated by NN Bank
 2. NNHB (NN Hypotheek Bedrijf) is a mortgage book held by ING Bank

Distribution and servicing of mortgage loans

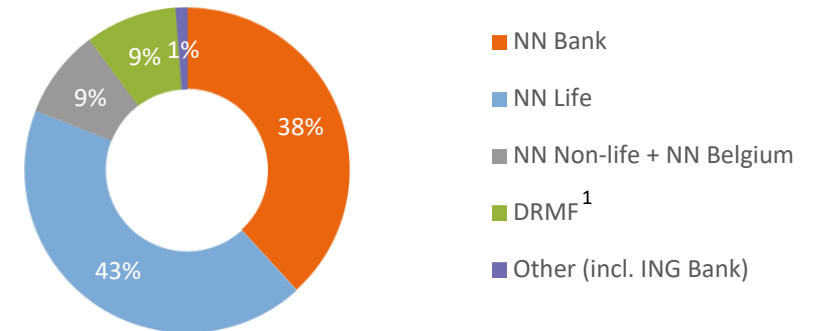
Distribution of newly-originated mortgage loans in 2023 (EUR 4.7bn)



Distribution of new mortgage loans within NN Group and to third parties

- In 2023, EUR 4.7bn of mortgage loans were originated, compared with EUR 8.7bn in 2022
- Of the EUR 4.7bn, EUR 2.1bn of mortgage loans were transferred to third parties and EUR 2.6bn remained on NN Bank balance sheet
- Mortgage loans match well with the longer-term nature of the insurer's liabilities

Mortgage loan portfolio serviced at 31 December 2023 (EUR 55.8bn)



Servicing of mortgage loans within NN Group and for third parties

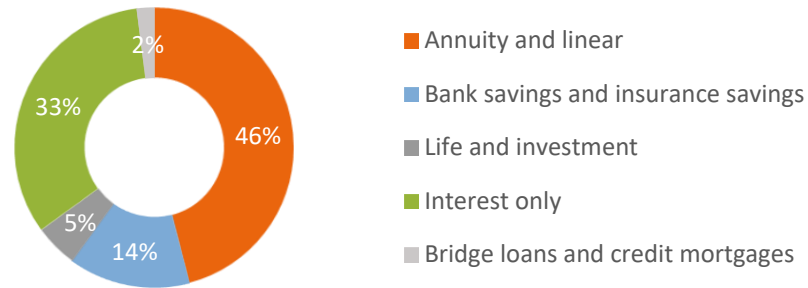
- Servicing EUR 34.5bn of mortgage loans for other NN Group companies, Goldman Sachs Dutch Residential Mortgage Fund and ING Bank
- Monthly transfer of mortgage loans from ING Bank to NN Bank² (as at 31 December 2023, the size of NN-labelled mortgages held by ING Bank was EUR 0.3bn)

1. Goldman Sachs Dutch Residential Mortgage Fund

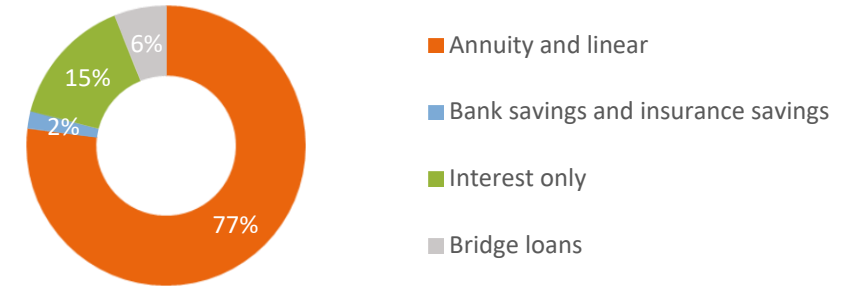
2. In line with transfer agreement, NN Bank purchases NN-labelled mortgage loans held by ING Bank (NNHB) at reset date

Amortising mortgage loans with long fixed reset tenors

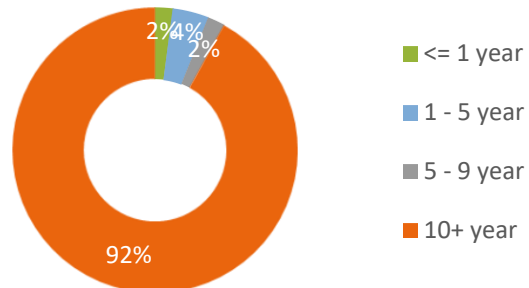
Redemption types as % of NN Bank mortgage portfolio (31 December 2023)¹



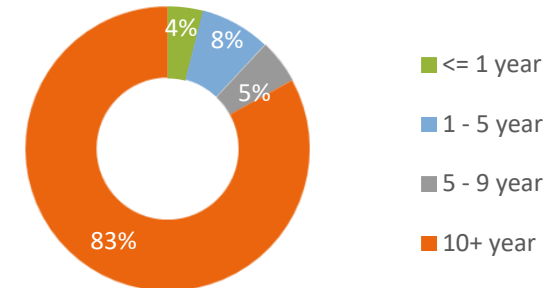
Majority of new mortgage origination is annuity type (average last 12 months)



Chosen reset tenors as % of NN Bank mortgage portfolio (31 December 2023)



Most borrowers opted for long interest reset tenors (average last 12 months)



1. Amortising mortgage types are annuity, linear, bank savings and insurance savings mortgage loans

Strong historical mortgage loan performance

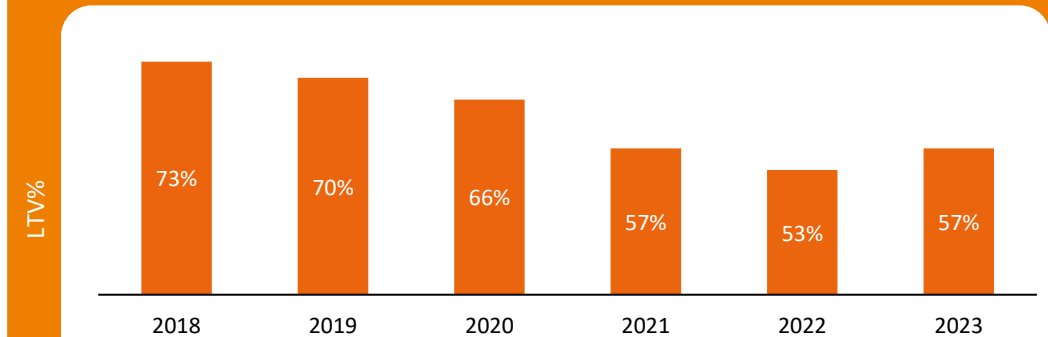
Moderate Loan-to-Values ...

- Since 2018 LTV-cap is 100% and 106% including sustainability measures
- As per year-end 2023 the current loan-to-indexed market value is 57%
- Trend in LTV down due to higher proportion of amortising loan parts
- However, decreased housing valuations in 2023 resulted in a shift towards slightly higher LTV buckets as compared to 2022
- Higher amortisation triggered by changes in tax legislation, i.e. for new mortgage loans only annuity (or linear) loans are tax deductible

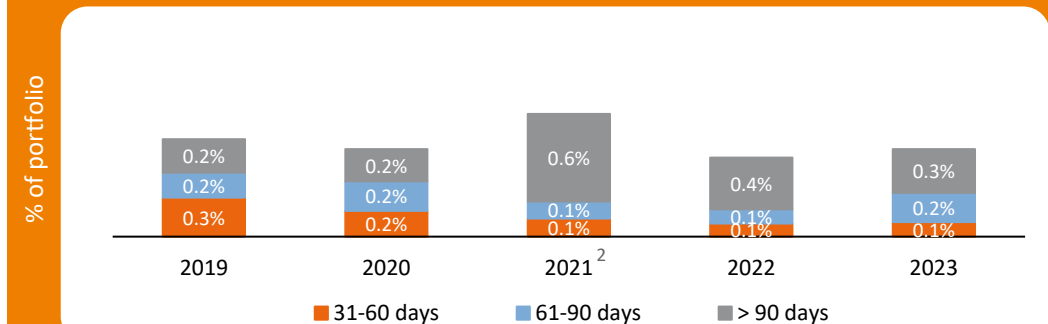
... supported by several other mitigating factors

- Strict underwriting under Code of Conduct and Dutch law
- Mortgage loan is typically the only debt of average Dutch household
- High payment moral of Dutch borrower
- Strong legal and regulatory framework of full recourse, whereby lender has a secured claim to current and future wealth of the borrower
- Affordability (debt to income) is decisive in underwriting, not LTV level

Weighted average current loan-to-indexed market value trend decreases¹



Overall arrears levels in the Bank's portfolios remain low



1. NN Bank mortgage portfolio

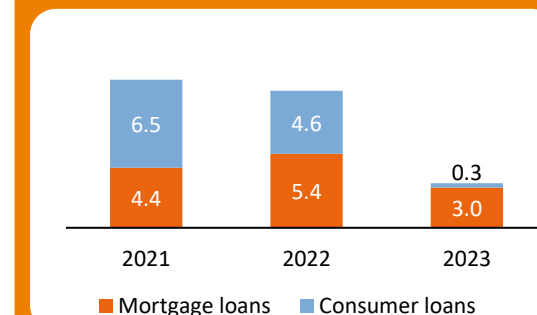
2. Increase in delinquencies > 90 days is mainly a result of the implementation of the new regulatory guidelines on the definition of default as per 1 January 2021 whereby the counting of months past due is adjusted

Loan loss provisioning and stage classification

Loan loss provisions (LLP)

- The loan loss provisions for mortgages decreased to EUR 3.0 million
- For mortgages, the provisions decreased by EUR 2.5 million due to an update in the provisioning model and a decrease in the management overlay. The management overlay related to increasing interest rates and high inflation decreased by EUR 1.9 million as inflation and interest rates are stabilising. The release in provision was partly offset by the house price decrease in 2023
- The provisions for consumer lending decreased by EUR 4.3m due to the intended sale of a large part of the consumer lending portfolio.

Loan loss provision by type (EURm)



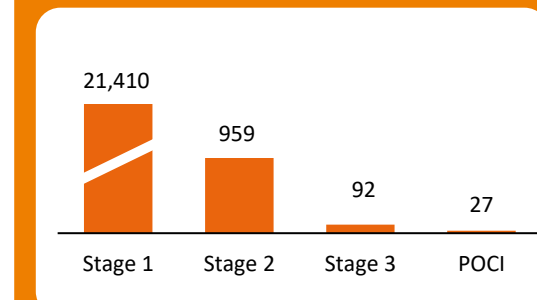
Loans by stage

- Credit risk exposure models are used to calculate:
 - the level of 12-month Expected Loss (Stage 1)
 - the Lifetime Expected Loss (Stage 2 and Stage 3)
- Mortgage loans with payment holidays are classified under IFRS 9 Stage 2
- The LLP is the sum of Stage 1, 2 and 3 provisions and POCI³ assets.

Coverage ratio:

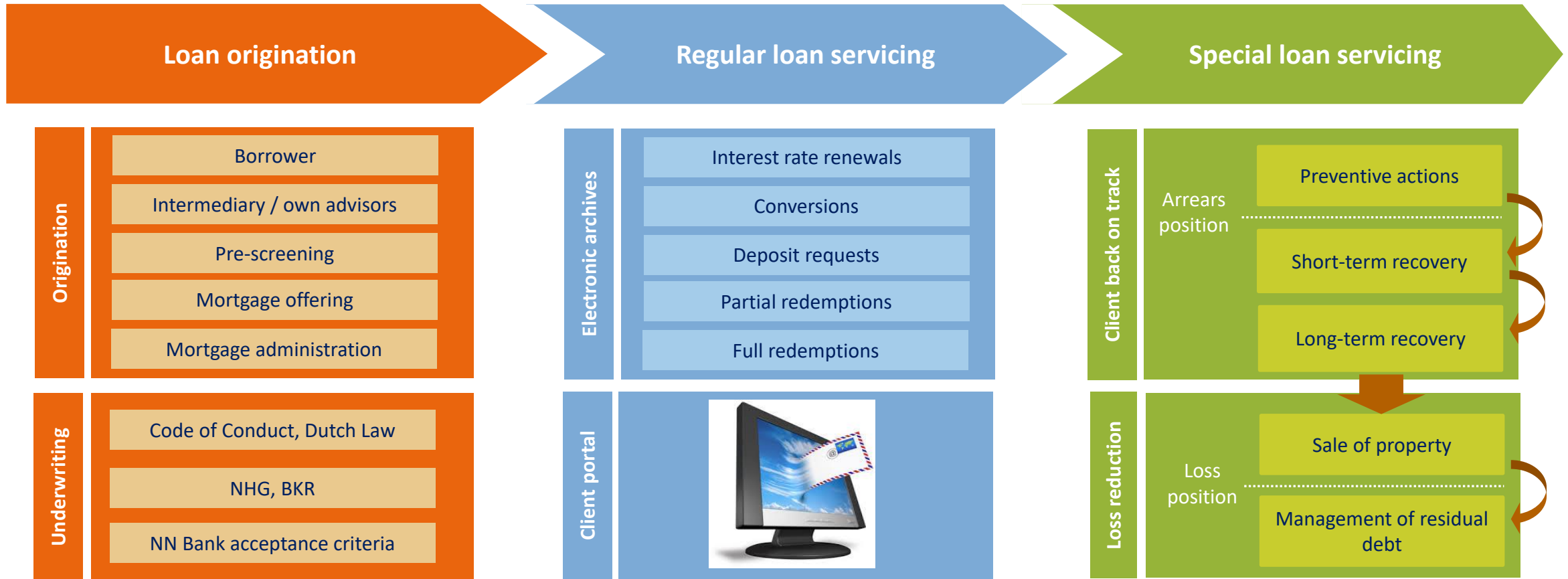
Stage	Loan loss provisions (EURm)	Loan amount (EURm)	Coverage ratio ² (%)
Stage 1	0.3	21,410	0.0%
Stage 2	2.0	959	0.4%
Stage 3	0.9	92	5.4%
POCI ³	0.1	27	0.4%

Loan amounts by stage (EURm)¹



Appendices

A Mortgage loans: origination and underwriting process¹



1. Mortgage operations only related to the NN-labelled mortgage loans. Origination and servicing of Quion (HQ50), Delta Lloyd and Woonnu mortgage loans are not included here, since these are not eligible to the covered bond programme

A Mortgage loans: origination and underwriting criteria¹

All mortgage production is originated via intermediary channels

- NN Bank's mortgage origination network comprises over 1,700 active intermediaries
- Since 2012, intermediaries do not receive commission on new mortgage loan origination
- In 2023 NN Bank completed the launch of a new mid-office system

Intermediaries need to be licensed

- Dedicated team for initiating and maintaining contacts with intermediaries
- Both pro-active acquisition and reversed enquiry take place
- Intermediaries need to fulfil certain requirements, including a license in accordance with the Dutch Financial Services Act (Wet Financieel Toezicht) and a strategic long-term business plan
- Physical due diligence at premises of the intermediary

Screening of intermediaries

- Ongoing screening of performance of intermediaries
- Ad-hoc screening as required

1. Underwriting criteria only related to the NN-labelled mortgage loans. Origination and servicing of Quion (HQ50), Delta Lloyd and Woonnu mortgage loans are not reflected here, since these are not eligible for the covered bond programme

A Mortgage loans: origination and underwriting criteria¹

Code of conduct

- NN Bank complies with the Financial Supervision Act, the Mortgage Credit Directive and special underwriting legislation (“Tijdelijke regeling hypothecair krediet”)
- Affordability calculations are based on figures of the National Institute for Family Finance Information (“NIBUD”)
- Loan-to-income and Debt-to-income ratios are compliant with Dutch Code of Conduct (“Gedragscode Hypothecaire Financiering”)

Borrower criteria

- Credit history is checked in several registers (e.g. BKR and Fraud Register)
- Applicants registered at the National Credit Register (BKR) with a negative credit profile are rejected
- Specific underwriting criteria apply if one of the applicants has a non-EU nationality and is self-employed
- Loan-to-income ratios conform to GHF (Code of Conduct)
- Self-certified income is not taken into account in the application process

Collateral criteria

- All properties must be located in the Netherlands
- For collateral with market value below EUR 1.25m, maximum LTMV² is 100%
- Properties with a market value above EUR 1.25m have a maximum loan amount of 90% of the market value and must be payable at 90% of the income
- Full valuation is commonly used; since 1 July 2021, tax valuation (WOZ) reports can no longer be used for further advances

1. Underwriting criteria only related to the NN-labelled mortgage loans. Origination and servicing of Quion (HQ50), Delta Lloyd and Woonnu mortgage loans are not reflected here, since these are not eligible to the covered bond programme

2. Loan-to-Market-Value

B NN Bank funding programmes

Secured funding (collateralised by prime Dutch residential mortgage portfolios)

Soft Bullet Covered Bond Programme

- EUR 12.5bn programme, of which issued EUR 5.6bn for funding and EUR 2.0bn for retained purposes
- Registered with the Dutch Central Bank¹
- In compliance with the Covered Bond Directive and CRR article 129
- Base Prospectus last updated on 8 August 2023, 1st Supplement dated 30 August 2023

Green Bonds

Green Bond Framework

- Under the Green Bond Framework NN Bank issues Green Bonds to finance and / or refinance mortgages for energy efficient residential buildings in the Netherlands
- Second Party Opinion
- Allocation report 2023 (including limited assurance report)
- Impact report 2023

Unsecured funding

Debt Issuance Programme (EMTN³)

- EUR 5.0bn programme, of which issued EUR 0.5bn of senior preferred and EUR 0.5bn senior non-preferred
- Base prospectus last updated on 15 March 2024

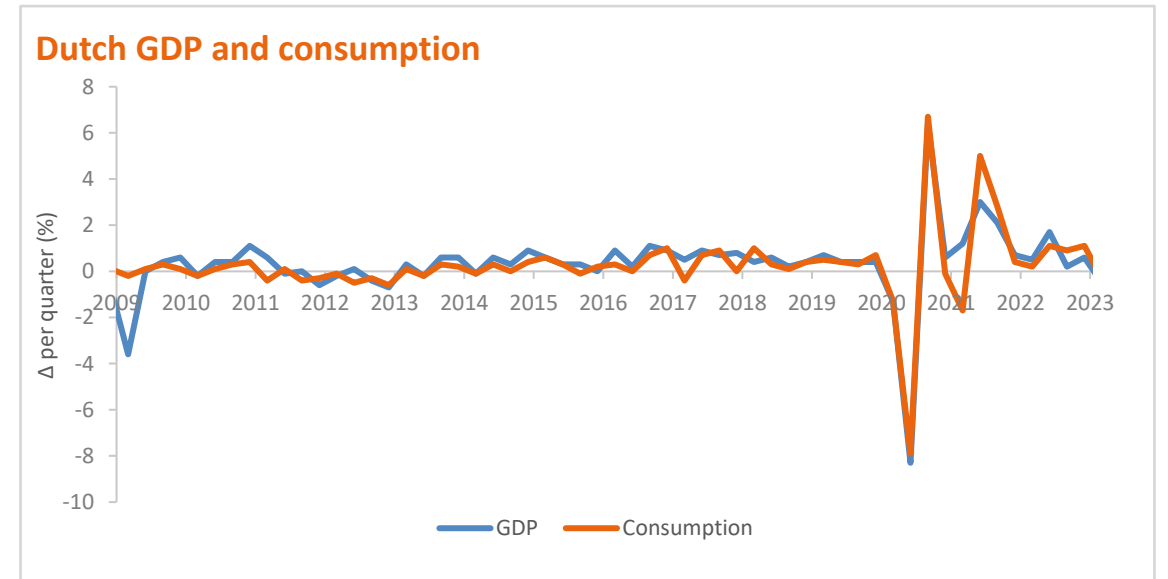
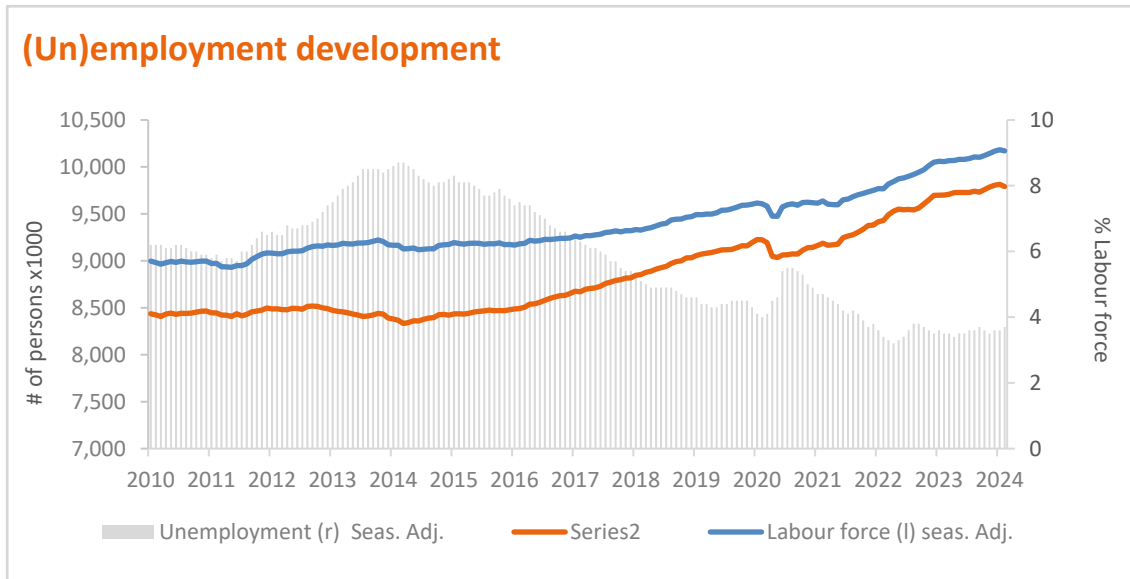
Programme documentation, investor reports and credit ratings

- Website: <https://www.nn-group.com/investors/nn-bank.htm>
- Covered Bonds: [DACB](#), [coveredbondlabel](#)
- RMBS: [dutchsecuritisation](#)
- Bloomberg: NNGRNV Corp

1. See also the website of Dutch Central Bank: [Implementation of the European Covered Bonds Directive in Dutch law \(dnb.nl\)](#)
2. Residential Mortgage Backed Securities
3. Euro Medium Term Notes

C Dutch economy and housing market

- After three quarters of contraction, the Dutch economy showed growth again in the fourth quarter of 2023. It is expected that the Dutch economy will grow with 0.5 percent in 2024, followed by 1.0 percent growth in 2025
- Purchasing power is rebounding after a period of persistent inflation. Hence, households are expected to spend more despite the fact that unemployment slightly rose. Government consumption and investment are also expected to increase in coming years, further contributing to economic activity in the Netherlands this year and next year
- Nevertheless, economic growth is expected to be slightly lower than potential growth, which is likely to cause inflation to fall further and unemployment to slightly rise. Two factors are expected to largely contribute negatively to economic growth in 2024 and 2025: business investments are expected to decline in the next few quarters due to higher interest rates and are not expected to recover until the end of 2024. International trade is also expected to contribute negatively to economic growth, which is due to the worsened economic outlook for key trading partners and demand for Dutch products growing slower than demand is growing for foreign products

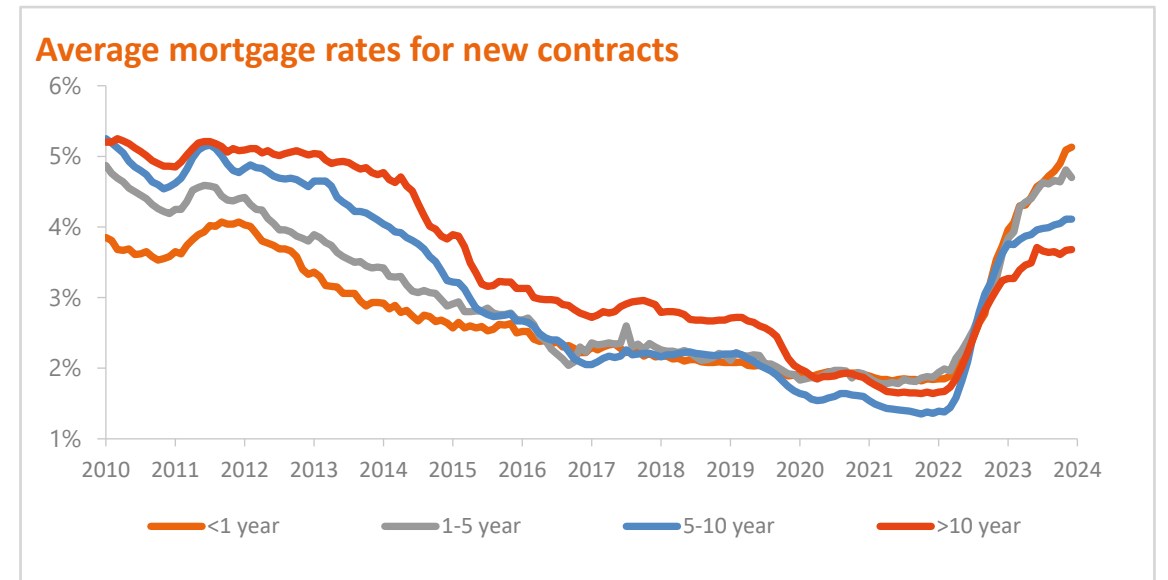
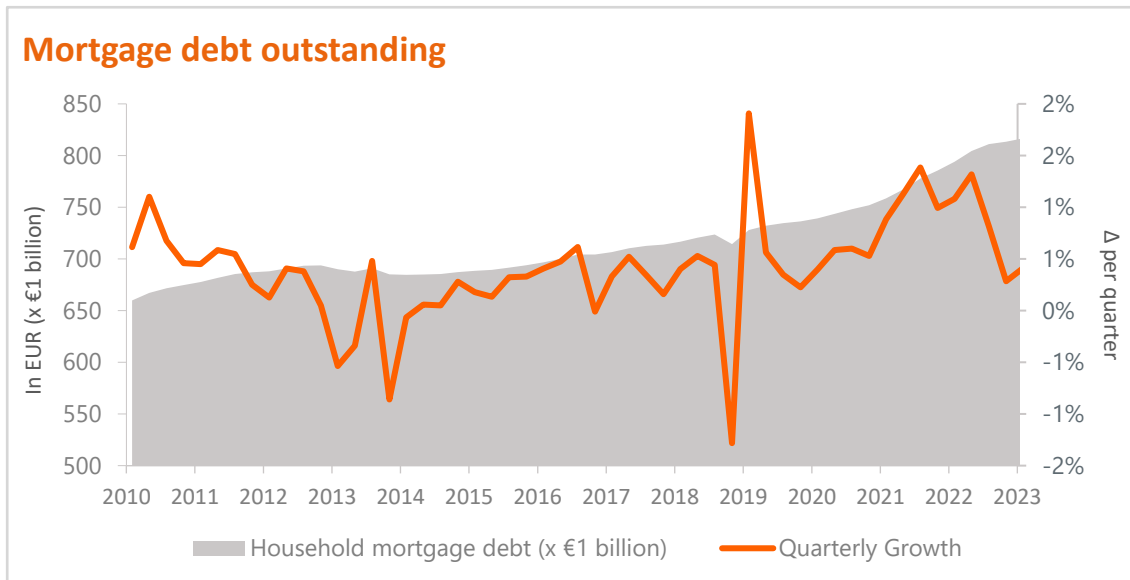


Sources:

- CBS, Land Registry, Dutch Housing Market Quarterly Rabobank and Economic Update Rabobank, unless stated otherwise
- RaboResearch: "Dutch economy update: Downward revisions for the past, a below-trend future forecasted", 16 January 2024
- RaboResearch: "Dutch economy grows this year and next year mainly due to household and government spending", 13 March 2024

C Dutch economy and housing market

- Homes for sale are expected to be on average 6.2 percent more expensive in 2024 than in 2023, followed by a further house price increase of 6.3 percent in 2025
- House prices are rising rapidly again as borrowing capacity of potential home buyers increases (due to higher income) and the supply of houses is limited and decreasing
- Due to limited supply, relatively few transactions of existing homes for sale are expected: approximately 185,000 in 2024 and 183,000 in 2025
- This limited supply is partly due to an anticipated dip in housing construction, following a sharp decline in the number of building permits granted over the past two years

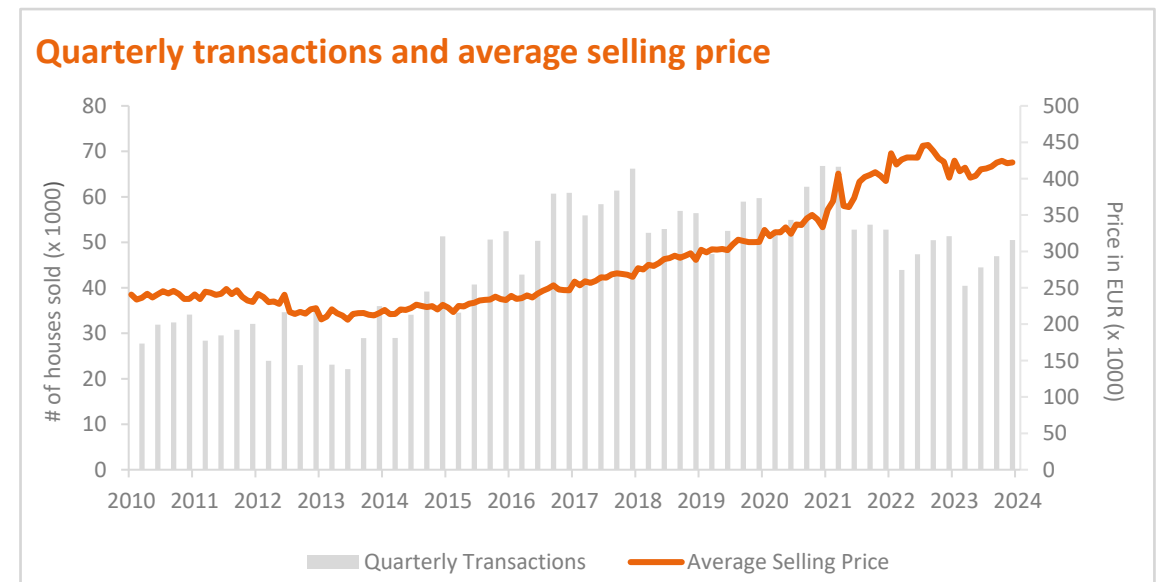
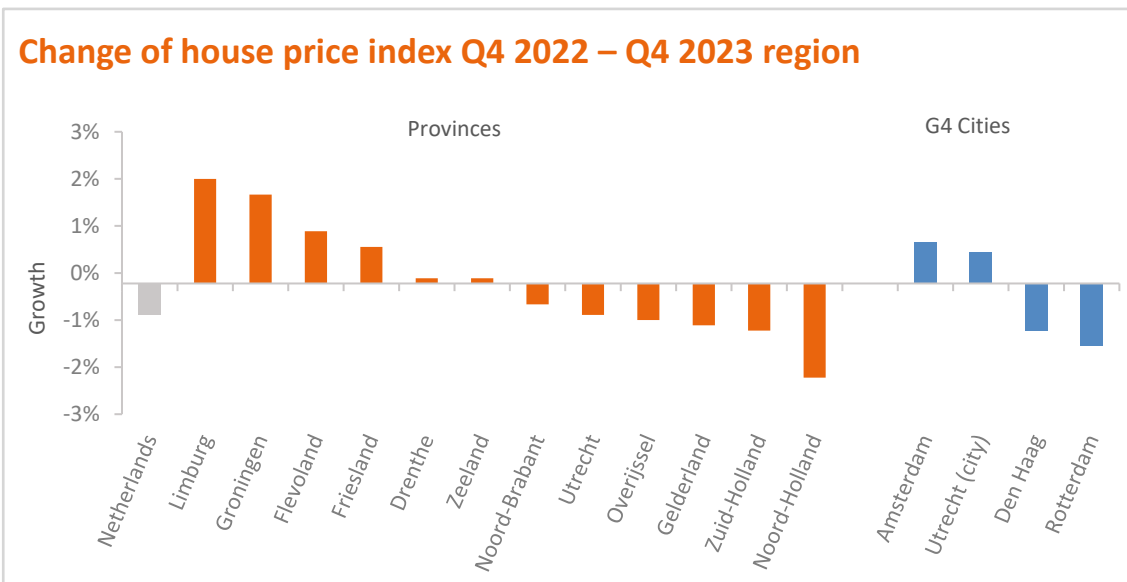


Sources:

- CBS, Land Registry, Dutch Central Bank, Dutch Housing Market Quarterly Rabobank and Economic Update Rabobank, unless stated otherwise
- RaboResearch: "Dutch Housing Market Quarterly: High price increases on the horizon", 14 March 2024

C Dutch economy and housing market

- It is expected that house prices will rise solidly next year in all regions. Even in the fourth quarter of 2023, house prices rose in almost all regions. Prices are expected to rise most strongly in a number of peripheral regions where affordability of owner-occupied housing is still relatively good and house prices have risen relatively sharply in the recent past
- In 2023 a significantly smaller number of houses was sold than in the previous five years. For existing homes, the number of transactions declined by an average of 5.5 percent in 2023 compared to 2022. A modest number of sales is also expected for 2024 and 2025, which is due to a lack of supply, as the number of homes for sale is steadily declining and a dip in housing construction is expected

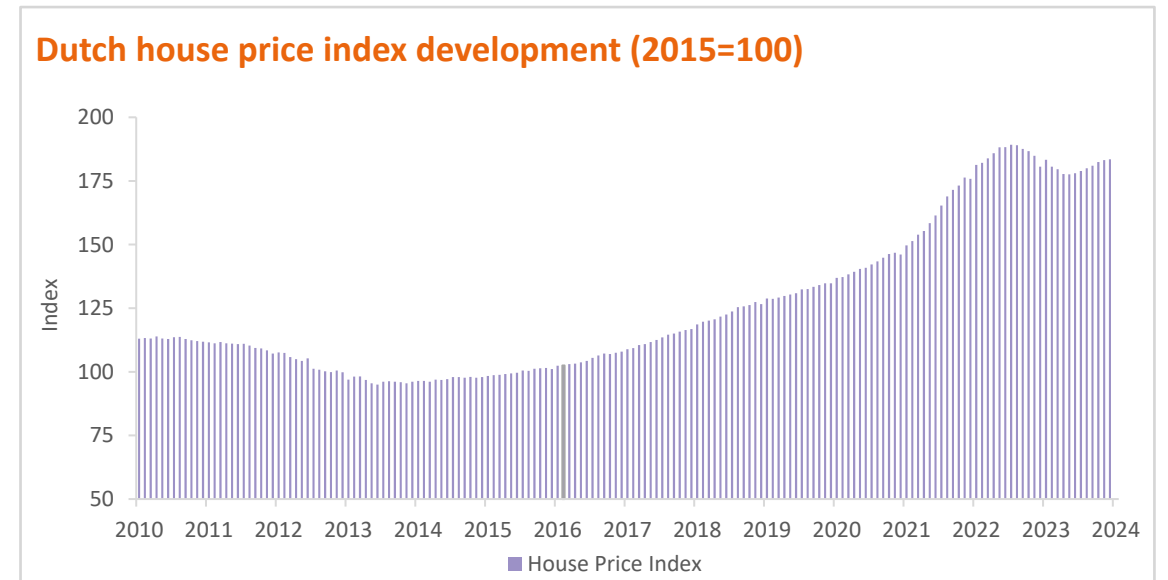
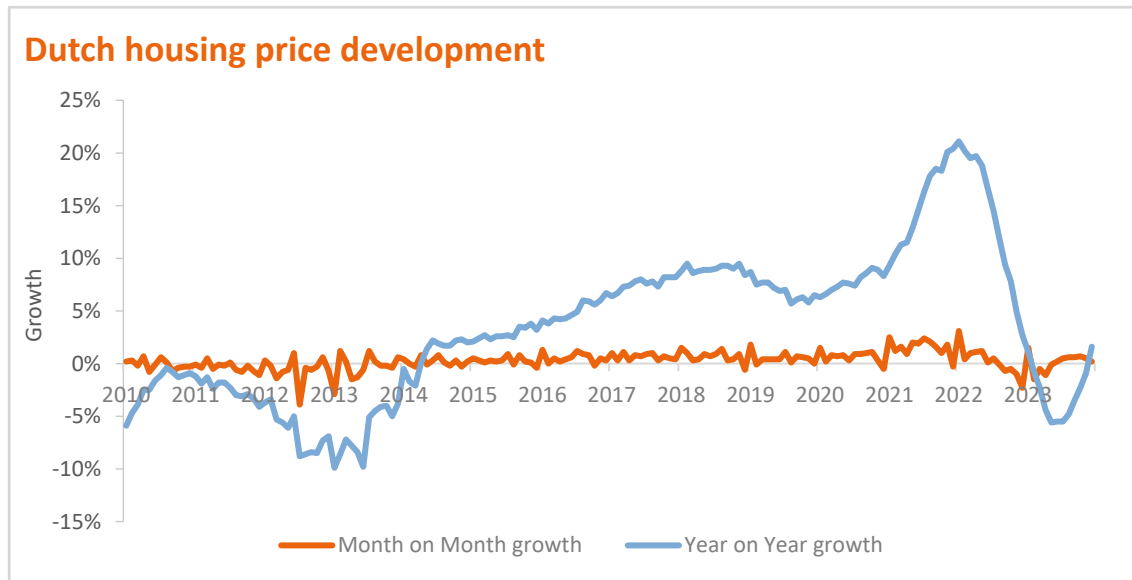


Sources:

- CBS, Land Registry, Dutch Housing Market Quarterly Rabobank and Economic Update Rabobank, unless stated otherwise
- RaboResearch: "Dutch Housing Market Quarterly: High price increases on the horizon", 14 March 2024

C Dutch economy and housing market

- House prices have continued to rise in recent months and were only 1.85 percent away from a new price record in January. This increase has almost fully made up the 6.2 percent price decline between the summer of 2022 and the spring of 2023. The rest of 2024 will also be characterized by rapidly rising house prices, as house prices are expected to be on average 6.2 percent higher than in 2023
- The year-on-year change in house prices, which was down 19.8 percent in April 2023, was 10.1 percent up in January 2024

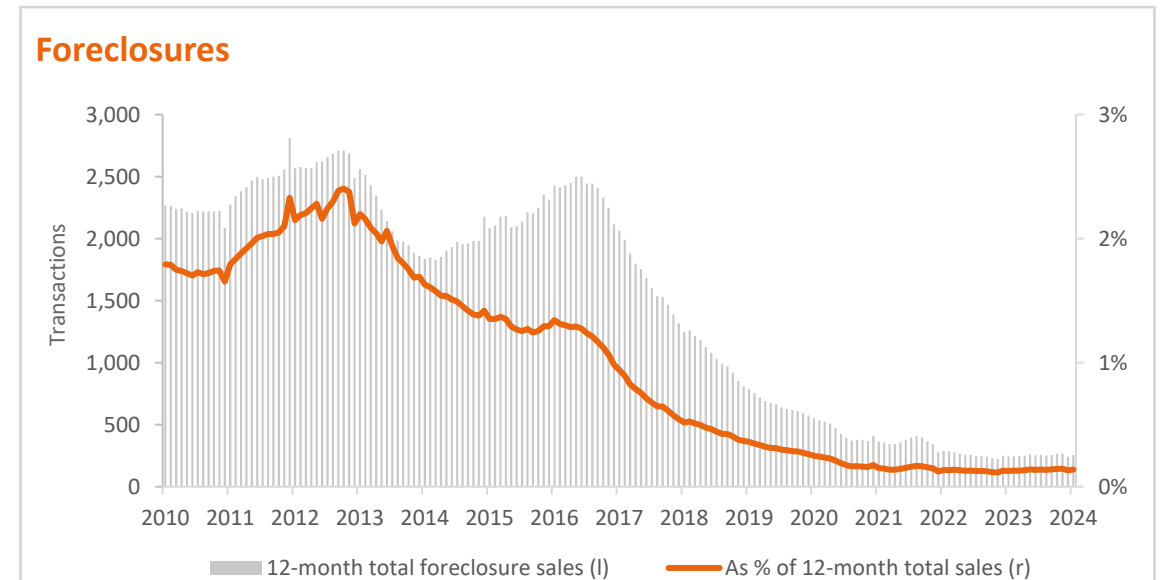
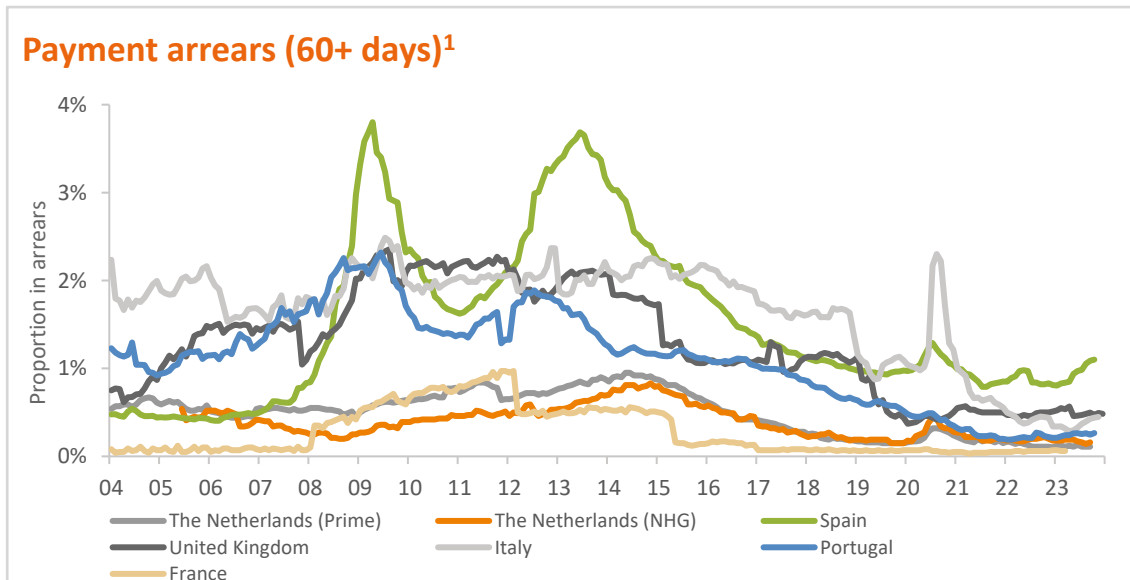


Sources:

- CBS, Land Registry, Dutch Housing Market Quarterly Rabobank and Economic Update Rabobank, unless stated otherwise
- RaboResearch: "Dutch Housing Market Quarterly: High price increases on the horizon", 14 March 2024

C Dutch economy and housing market

- In Europe, the mortgage payment arrears have been declining over the last couple of years. The Netherlands ranks amongst the countries with the lowest levels of arrears in Europe since 2014
- There is a trend of declining public auctions, present since 2012. This decline shows an improvement of payment behavior, a sign that banks supervise home-owners who have fallen in arrears more closely and the higher chance of selling the property in the public market due to increased house prices and shortage in the housing market
- As shown in the graph below, the Netherlands continues to perform well in terms of forced sales and the level of payment arrears compared to other European countries. Historically the Netherlands show low and stable proportions of payment arrears



Sources:

- CBS, Land Registry, Dutch Housing Market Quarterly Rabobank and Economic Update Rabobank, unless stated otherwise
- Moody's RMBS Performance update

D Corporate history

NN Group

- 1845 - De Nederlanden established as a fire insurance company
- 1863 - De Nationale Levensverzekering-Bank founded as a Dutch life insurance company
- 1963 - The two biggest Dutch insurers at the time – De Nederlanden and De Nationale – merge to form Nationale-Nederlanden
- 1991 - Nationale-Nederlanden and NMB Postbank Group merge to form ING Groep N.V.
- 2013 - ING Insurance's mortgage business is concentrated within NN Bank
- 2014 - As of 1 March 2014, ING Insurance rebranded to NN Group
- 2014 - NN Group listed on Euronext Amsterdam on 2 July 2014
- 2017 - NN Group completes acquisition of Delta Lloyd Group in April 2017
- 2018 - Legal mergers of Delta Lloyd Bank with NN Bank and Delta Lloyd AM with NNIP, effective on 1 January 2018
- 2019 - Legal mergers of Delta Lloyd Life with NN Life and Delta Lloyd Non-Life with NN Non-Life, effective on 1 January 2019
- 2020 - NN Group completes acquisition of VIVAT Non-life in April 2020
- 2022 - NN Group finalised the sale of NN Investment Partners to Goldman Sachs Group (April 2022)



Source: NN Group



D Corporate history

NN Bank



Source: NN Group

1. As a result of the state aid received by ING Group in 2008/2009, the European Commission imposed remedies on ING, leading to the transformation of NN Bank into an independent and viable competitor in the Dutch retail banking market, to be divested with NN Group

E Glossary

Abbreviation	Definition	Abbreviation	Definition
ACT	Asset Cover Test	LLP	Loan Loss Provisioning
AT	Amortisation Test	LCR	Liquidity Coverage Ratio
AFM	Dutch Authority for the Financial Markets	LTV	Loan-to-Value
APE	Annual Premium Equivalent	MCD	Mortgage Credit Directive
AuM	Assets under Management	MREL	Minimum Requirement for Own Funds and Eligible Liabilities
BKR	Dutch Office for Credit Registration	NHG	Dutch National Mortgage Guarantee
C/I	Cost / Income Ratio	NNHB	NN Hypotheek Bedrijf N.V.
CB	Covered Bond	NOW	Temporary emergency bridging measures for employment
CBC	Covered Bond Company	NSFR	Net Stable Funding Ratio
CET	Common Equity Tier	NTT	National Transparency Template
COLI	Corporate-Owned Life Insurance	OC	Over-Collateralisation
CPT(CB)	Conditional Pass-Through (Covered Bonds)	RMBS	Residential Mortgage-Backed Security
CRDIV	Capital Requirements Directive IV	RoE	Return on Equity
CRR	Capital Requirements Regulation	RVS	Rotterdamse Verzekering Sociëteiten
DACB	Dutch Association of Covered Bonds Issuers	RWA	Risk weighted assets
DGS	Deposit Guarantee Scheme	SB(CB)	Soft Bullet (Covered bonds)
DNB	Dutch Central Bank	SNP	Senior non-preferred
DRMF	Dutch Residential Mortgage Fund	SP	Senior preferred
DSA	Dutch Securitisation Association	TCR	Total capital ratio
ECB	European Central Bank	UCITS	Undertakings for Collective Investment in Transferable Securities
ECBC	European Covered Bond Council	VNB	Value of New Business
FTE	Full-time Equivalent	WA CLTOMV	Weighted Average Current Loan to Original Market Value
GHF	Code of Conduct Mortgage Loans	WA CLTOMV (indexed)	Weighted Average Current Loan to Indexed Original Market Value
HDN	Hypotheek Data Network	WEW	Stichting Waarborgfonds Eigen Woningen
HTT	Harmonised Transparency Template	WU Bank	WestlandUtrecht Bank

F Contact information



Niek Allon
NN Bank Treasury
E: niek.allon@nn.nl



Rolf-Pieter ter Horst
NN Bank Treasury
E: rolf-pieter.ter.horst@nn.nl



Sander Roling
NN Bank Treasury
E: sander.roling@nn.nl



Dorianne van Dijk
E: investor.relations@nn-group.com
Web: [NN Group - Investor Relations contact \(nn-group.com\)](https://www.nn-group.com/investors/nn-bank/secured-funding/soft-bullet-covered-bond-programme.htm)



<https://www.nn-group.com/investors/nn-bank/secured-funding/soft-bullet-covered-bond-programme.htm>

Disclaimer

This investor presentation, any information or opinion therein and any statement made in connection therewith (the Presentation), has been prepared by Nationale-Nederlanden Bank N.V. (“NN Bank” or the “Company”) for informational purposes only. Neither the Presentation, in whole or in part, directly or indirectly, may be used for any other purpose without the prior written consent of NN Bank. This Presentation is distributed upon the express understanding that no information contained herein has been independently verified by NN Bank or any other person. Material information may have changed since the date the information was compiled.

Some of the information is based on the 2023 Annual Report dated 27 March 2024.

This Presentation is not intended as an offer to buy or sell, or the solicitation of an offer to buy or sell, any security, instrument or any participation in any transaction, either in the United States of America or in any other jurisdiction or as an inducement to enter into an investment activity. This Presentation should also not be treated as giving investment advice. It has no regard to specific investment objectives, financial situation or particular needs of any recipient.

Except where otherwise indicated, the information provided in this Presentation is based on matters as they exist as of the date stated or, if no date is stated, as of the date of preparation and not as of any future date, and the information and opinions contained herein are subject to change without notice. None of the Company or any of its subsidiaries accepts any obligation (i) to update or otherwise revise or keep current any such information to reflect information that subsequently becomes available or circumstances existing or changes occurring after the date hereof;

(ii) to correct any inaccuracies or errors in the information; or (iii) to provide anyone with access to any additional information. No representation or

warranty, either express or implied, or undertaking of any nature, is provided by NN Bank in relation to the accuracy, completeness or reliability of the information contained herein.

This Presentation should not be regarded by recipients as a substitute for the exercise of their own judgment. Any recipient should consult with his own legal, regulatory, tax, business, investment, financial and accounting advisers to the extent that he deems necessary, and make his own investment, hedging and trading decisions (including decisions regarding the suitability of any investment) based upon his own judgement and advice from such advisers as he deems necessary and not upon any view expressed in this Presentation.

The recipient of this information acknowledges that the Company does not owe or assume any duty of care or responsibility to the recipient or any other person who uses the presentation or any information derived from its use. None of the Company or any of its subsidiaries or any of their respective directors, officers, employees or agents shall have any liability whatsoever (in negligence or otherwise) for any loss or damage of any kind arising from any use or reliance upon all or any part of this this Presentation or otherwise arising in connection with the presentation and any and all such liability is expressly disclaimed.

Persons who attend or view this presentation are required to make themselves aware of and adhere to any and all restrictions applicable to them.

This presentation is not for publication, release or distribution in, nor does it constitute an offer of securities in the United States, Canada, Japan or Australia. Neither the presentation nor any copy of it may be taken or

transmitted into the United States of America, its territories or possessions (collectively, the “United States”) or distributed, directly or indirectly, in the United States or to any U.S. person as defined in regulation S under the U.S. Securities Act of 1933 (the “Securities Act”), except that it may be transmitted to non- U.S. persons outside the United States who are not acting for the account or benefit of a U.S. person, in reliance on Regulation S under the Securities Act. This presentation is not a public offer of securities for sale in the United States and any offering of securities to be made in the U.S. will be by means of an offering memorandum that may be obtained by the dealers. Any failure to comply with these restrictions may constitute a violation of U.S. securities laws, as applicable.

Any historical information is not indicative of future performance. Opinions and estimates may be changed without notice and involve a number of assumptions which may not prove valid. Average lives of and potential yields on any securities cannot be predicted as the actual rate of repayment as well as other relevant factors cannot be determined precisely. No assurance can be or is given that the assumptions on which such information are made will prove correct. Information of this kind must be viewed with caution.

This Presentation contains “forward-looking statements”, which include all statements other than statements of historical facts, including, without limitation, any statements preceded by, followed by or that include the words “targets”, “believes”, “expects”, “aims”, “intends”, “will”, “may”, “anticipates”, “would”, “could”, “estimates”, “predicts”, “counts on”, “plans”, “continues”, “wants”, “forecasts”, “goals”, “is confident” or similar expressions or the negative thereof.

Disclaimer

Certain of the statements contained herein are not historical facts, including, without limitation, certain statements made of future expectations and other forward-looking statements that are based on management's current views and assumptions and involve known and unknown risks and uncertainties that could cause actual results, performance or events to differ materially from those expressed or implied in such statements. Actual results, performance or events may differ materially from those in such statements due to, without limitation: (1) changes in general economic conditions, in particular economic conditions in the Company's core markets, (2) the effects of the COVID-19 pandemic and related response measures, including lockdowns and travel restrictions, on economic conditions in countries in which the Company operates, on the Company's business and operations and on the Company's employees, customers and counterparties, (3) changes in performance of financial markets, including developing markets, (4) consequences of a potential (partial) break-up of the euro or European Union countries leaving the European Union, (5) changes in the availability of, and costs associated with, sources of liquidity as well as conditions in the credit markets generally, (6) changes affecting interest rate levels, (7) changes affecting currency exchange rates, (8) changes in investor and customer behaviour, (9) changes in general competitive factors, (10) changes in laws and regulations and the interpretation and application thereof, (11) changes in the policies and actions of governments and/or regulatory authorities, (12) conclusions with regard to accounting assumptions and methodologies, (13) changes in ownership that could affect the future availability to the Company of net operating loss, net capital and built-in loss carry forwards, (14) changes in credit and financial strength ratings, (15) the Company's ability to achieve projected operational synergies, (16) the inability to retain key personnel, (17) catastrophes and terrorist-related events, (18) operational and IT risks, such as system disruptions or failures, breaches of security, cyber-attacks, human error, changes in operational practices

or inadequate controls including in respect of third parties with which the Company does business, (19) risks and challenges related to cybercrime including the effects of cyber-attacks and changes in legislation and regulation related to cybersecurity and data privacy, (20) business, operational, regulatory, reputation and other risks and challenges in connection with ESG related matters and/or driven by ESG factors including climate change, (21) adverse developments in legal and other proceedings and (22) the other risks and uncertainties contained in recent public disclosures made by the Company and/or related to the Company

Any forward-looking statements made by the Company or on behalf of the Company speak only as of the date they are made, and the Company assumes no obligation to publicly update or revise any forward looking statements, whether as a result of new information or for any other reason. The presentation contains information and data provided by third party data providers. The Company, nor any of its directors or employees, nor any third-party data provider, can be held directly or indirectly liable or responsible with respect to the information provided.

The information contained herein must be kept strictly confidential and may not be reproduced, disclosed or redistributed, in whole or in part, in any format without the express written approval of the Company. Any failure to comply with these restrictions may constitute a violation of U.S., the United Kingdom or other securities laws, as applicable. The distribution of this Presentation in other jurisdictions may also be restricted by law and persons into whose possession this Presentation comes should inform themselves about, and observe, such restrictions. The use of the information is restricted to the recipient. The Company shall own all right, title, and interest in and to the information and all intellectual property rights therein.

No licence or conveyance of any rights in any intellectual property owned by the Company is granted or implied by the recipient's use of the information

NO REPRESENTATION, WARRANTY OR UNDERTAKING, EXPRESS OR IMPLIED, IS MADE AS TO, AND NO RELIANCE SHOULD BE PLACED ON, THE FAIRNESS, ACCURACY, COMPLETENESS OR CORRECTNESS OF THE INFORMATION OR THE OPINIONS CONTAINED HEREIN. THIS PRESENTATION IS NOT TO BE RELIED UPON IN ANY MANNER AS LEGAL, TAX, REGULATORY, ACCOUNTING OR ANY OTHER ADVICE AND SHALL NOT BE USED IN SUBSTITUTION FOR THE EXERCISE OF INDEPENDENT JUDGMENT AND EACH PERSON MADE AWARE OF THE INFORMATION SET-FORTH HEREOF SHALL BE RESPONSIBLE FOR CONDUCTING ITS OWN INVESTIGATION AND ANALYSIS OF THE INFORMATION CONTAINED HEREIN. THE COMPANY DOES NOT ACCEPT ANY OBLIGATION TO UPDATE OR OTHERWISE REVISE ANY INFORMATION CONTAINED IN THIS PRESENTATION TO REFLECT INFORMATION THAT SUBSEQUENTLY BECOMES AVAILABLE AFTER THE DATE HEREOF.

THE INFORMATION CONTAINED HEREIN MUST BE KEPT STRICTLY CONFIDENTIAL AND MAY NOT BE REPRODUCED OR REDISTRIBUTED (IN WHOLE OR IN PART) IN ANY FORMAT WITHOUT THE EXPRESS WRITTEN APPROVAL OF THE COMPANY.

NN Bank is incorporated in The Hague, the Netherlands, authorised by the Dutch Central Bank and regulated by the Netherlands Authority for Financial Markets. Chamber of Commerce number 52605884.

This disclaimer (including the choice of the Amsterdam court below) is governed by the laws of the Netherlands. All disputes arising from this disclaimer shall be submitted exclusively to the competent court in Amsterdam, the Netherlands.



NN